

9300 Series Installation Instructions

www.LCDarms.com | 800.524.2744

1

* Hardware NOT included.

2

3

4

VESA® 100 x 200mm (Model 9300-HD-1x2)

VESA® 200 x 200mm (Model 9300-HD-2x2)

5

6


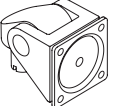

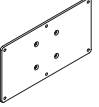






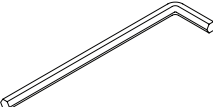


7

8



9300 Series Parts List

www.LCDarms.com | 800.524.2744

ITEM	DESCRIPTION / PART NO.	QUANTITY
A 	3/32" Allen Wrench 700146	1
B 	Monitor Tilter 405397 - Model 9300 407747 - Models 9300-HD, 9300-HD-1x2, 9300-HD-2x2	1
C 	75mm and 100mm Starfish VESA® Adapter Plate <i>Models 9300 and 9300-HD only</i> 105587	1
D 	100mm x 200mm VESA® Adapter Plate <i>Model 9300-HD-1x2 only</i> 7VESA1X2	1
E 	200mm x 200mm VESA® Adapter Plate <i>Model 9300-HD-2x2 only</i> 7VESA2X2	1
F 	10-32 x 3/8" Phillips Flat Head Screw 702281	1 (4-pack)
G 	M4 x 12 Phillips Pan Head Screw 702096	4 <i>(8 included with 9300-HD-1x2)</i>
H 	M6 x 12 Phillips Pan Head Screw <i>Model 9300-HD-2x2 only</i> 707517	8
I 	Dog Washer 105189	1
J 	10-32 x 3/8" FPhMS with Lock Patch 705198	1
K 	7/32" Allen Wrench 701127	1
L 	Straight Arm Cap 105305	1
M 	6-32 x 1" Phillips Pan Head 705764	2