



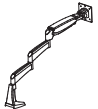


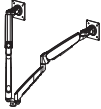

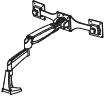


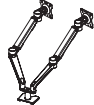


**PRODUCT COMPARISON: SINGLE MONITOR MOUNTS**

	Conform			Poise			Willow™
	Single	Single HD	Single Static	Single	Extended	Heavy Duty	Single
							
<b>MODELS</b>							
Number of Monitors	1	1	1	1	1	1	1
<b>LIST PRICE</b>	\$215 + base	\$279 + base	\$199 + base	\$376-\$426	\$482	\$470	\$282
<b>ADJUSTABILITY</b>							
Reach	22.5"	22.5"	24.5"	23.25"	30.25"	23.25"	22.5"
Articulation Range	13"	13.5"		12"	12"	12"	13"
Monitor Tilt Range	+90°/-45°	+90°/-45°	+90°/-45°	+70°/-90°	+70°/-90°	+70°/-90°	+45°/-90°
Monitor Rotation	+90°/-90°	+90°/-90°	+90°/-90°	+90°/-90°	+90°/-90°	+90°/-90°	+90°/-90°
Stowed Depth	5.25"	5.25"	6.5"	4"	4"	4"	4.25"
Monitor Weight Range (lb.)	5-17	17-40	0-16	8-22	8-22	18-42	1-14
<b>FEATURES</b>							
Colors	Silver	Silver	Silver	Silver, graphite	Silver, graphite	Silver, graphite	Silver
Integral Cable Management	●	●	●	●	●	●	●
Quick Release Adaptor <sup>(1)</sup>							●
<b>ACCESSORIES</b>							
Laptop Holder	●		●	●	●		●
Quick Release Adaptor <sup>(1)</sup>	●	●	●	●	●	●	
Non-VESA Mount	●	●	●	●	●	●	●
100 mm × 200 mm VESA	●	●	●	●	●	●	●
Extension Arm	●	●	●	●		●	
<b>MOUNTING OPTIONS</b>							
C-Clamp	●	●	●	●	●	●	●
Grommet	●	●	●	●	●	●	●
Tool Bar & Privacy Panel	●	●	●	●			
Wall Mount	●	●	●	●			
Slat Wall	●	●	●	●			
<b>WARRANTY</b>	10 years	10 years	10 years	10 years	10 years	10 years	10 years
<b>AVAILABLE ON GSA</b>	●	●	●	●	●	●	●

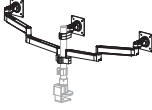
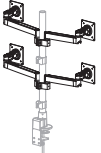
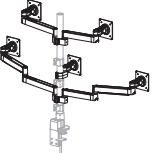
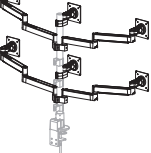
*(1) Quick Release Adaptors are included as standard on Willow products and sold separately for all Poise and Conform products.*

**PRODUCT COMPARISON: DUAL MONITOR MOUNTS**

	Conform		Poise		Willow	
	Dual	Dual Static	Twin	Dual	Dual	Dual-Wide
<b>MODELS</b>						
Number of Monitors	2	2	2	2	2	2
<b>LIST PRICE</b>	\$459 + base	\$249 + base	\$615	\$823-\$845	\$553	\$674
<b>ADJUSTABILITY</b>						
Reach <sup>(1)</sup>	15.375"	4.5"	23.25"	14.75"	18.5"	21.5"
Articulation Range	13"		12"	12" <sup>(1)</sup>	13"	13"
Monitor Tilt Range	+90°/-45°	+90°/-45°	+70°/-90°	+70°/-90°	+45°/-90°	+45°/-90°
Monitor Rotation	+90°/-90°	+90°/-90°	n/a	+90°/-90°	+90°/-90°	+90°/-90°
Stowed Depth	5.5"	4.5"	5.5"	5.5"	4.25"	4.25"
Monitor Weight Range (lb.)	5-17 ea.	0-16 ea.	7-18 ea.	8-22 ea.	1-14 ea.	1-14 ea.
<b>FEATURES</b>						
Colors	Silver	Silver	Silver, graphite	Silver, graphite	Silver	Silver
Integral Cable Management	●	●	●	●	●	●
Quick Release Adaptor <sup>(2)</sup>					●	●
<b>ACCESSORIES</b>						
Laptop Holder	●	●		●	●	●
Quick Release Adaptor <sup>(2)</sup>	●	●	●	●		
Non-VESA Mount	●	●	●	●	●	●
100 mm × 200 mm VESA	●	●	●	●	●	●
Extension Arm	●	●	●			
<b>MOUNTING OPTIONS</b>						
C-Clamp	●	●	●	●	●	●
Grommet	●	●	●	●	●	●
Tool Bar & Privacy Panel	●	●				
Wall Mount	●	●				
Slat Wall	●	●				
<b>WARRANTY</b>	10 years	10 years	10 years	10 years	10 years	10 years
<b>AVAILABLE ON GSA</b>	●	●	●	●	●	●

(1) Reach decreases as monitor width increases on dual arm configurations. Values shown are maximum reach for smallest monitor width.  
 (2) Quick Release Adaptors are included as standard on Willow products and sold separately for all Poise and Conform products.

**PRODUCT COMPARISON: MULTIPLE MONITOR MOUNTS**

		Conform			
					
<b>MODELS</b>	Number of Monitors	3	4	5	6
<b>LIST PRICE</b>		\$449 + base	\$249 × 2 + base	\$249 + \$449 + base	\$449 × 2 + base
<b>ADJUSTABILITY</b>	Reach <sup>(1)</sup>	6.5"	4.5"	4.5"/6.5"	6.5"
	Monitor Tilt Range	+90°/-45°	+90°/-45°	+90°/-45°	+90°/-45°
	Monitor Rotation	+90°/-90°	+90°/-90°	+90°/-90°	+90°/-90°
	Stowed Depth	6.5"	4.5"	6.5"	6.5"
	Monitor Weight Range (lb.)	0–16 ea.	0–16 ea.	0–16 ea.	0–16 ea.
<b>FEATURES</b>	Colors	Silver	Silver	Silver	Silver
	Integral Cable Management	●	●	●	●
<b>ACCESSORIES</b>	Laptop Holder	●	●	●	●
	Quick Release Adaptor <sup>(2)</sup>	●	●	●	●
	Non-VESA Mount	●	●	●	●
	100 mm × 200 mm VESA	●	●	●	●
	Extension Arm	●	●	●	●
<b>MOUNTING OPTIONS</b>	C-Clamp	●	●	●	●
	Grommet	●	●	●	●
<b>WARRANTY</b>		10 years	10 years	10 years	10 years
<b>AVAILABLE ON GSA</b>		●	●	●	●

(1) Reach decreases as monitor width increases on dual arm configurations. Values shown are maximum reach for smallest monitor width.  
 (2) Quick Release Adaptors are sold separately for all Conform products.

**QUICK REFERENCE CHART: ORDERING MONITOR MOUNTS**

NUMBER OF MONITORS	Conform*	Poise	Willow
1	CONF-1SDA	PA1000	WA1000
	CONF-1HDA	PA1500	
	CONF-1SDS	PA3000	
2	CONF-2SDA	PA2000	WA2000
	CONF-2SDS	PA4000	WA2200
3	CONF-3SDS		
4	CONF-2SDS + CONF-2SDS		
5	CONF-2SDS + CONF-3SDS		
6	CONF-3SDS + CONF-3SDS		

\* Select your preferred base option when choosing this Conform monitor arm.