
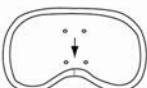
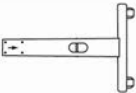
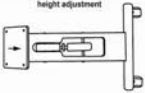





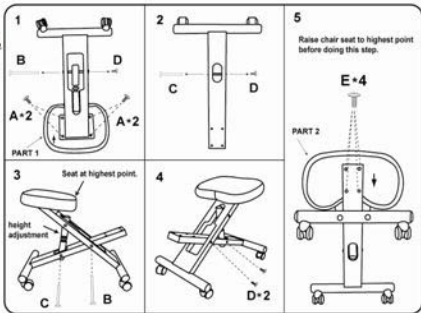


MODEL : B247

Please unscrew all hardware from cushion before assembly.
Por favor de destornillar todos los tornillos del cojín antes de ensamblar la silla.

(1)x1	(2)x1
 <p>TU247-S / Seat</p>	 <p>TU247-K / Knee Cushion</p>
(3)x1	(4)x 1
 <p>TU247-KF / Knee Frame</p>	<p>height adjustment</p>  <p>TU247-SF / Seat Frame</p>
<p>(A)★4</p>  <p>M6*25 Seat Screws</p> <p>(B)★1</p>  <p>Seat Frame</p> <p>(C)★1</p>  <p>Knee Frame</p> <p>(D)★2</p>  <p>M6*16 Frame Short Screws</p> <p>(E)★4</p>  <p>M6*36 Knee Cushion Screws</p>	<p>Push B & C completely out of housing.</p>



Insert and loosely tighten all screws. When assembly is completed, fully tighten all screws before using. This chair is only intended for sitting. Any other use will void the warranty.



Customer Service Hotline: 1-800-593-1888
For further assembly instructions,
please visit our website at www.bosschair.com