

WILLOW



SUPPORT FOR LIGHTER WEIGHT MONITORS IS HERE

Willow is specifically developed to support newer monitors which are becoming ever lighter. Whether you have a one pound ultralight display or a 14 pound LCD monitor, the Willow™ monitor arm will provide the support you need. Two dual monitor configurations and an optional laptop or iPad holder round out the Willow family.

Willow leads the category in its height and reach adjustment. Users of all ages and levels of visual acuity will be able to position their monitor to maximize their viewing comfort.

Perfect for benching configurations, Willow is designed to fold back completely, maximizing the usefulness of your worksurface. To bring your work into focus, the spring and friction balance arm gracefully extends a full 22½" from the worksurface edge.



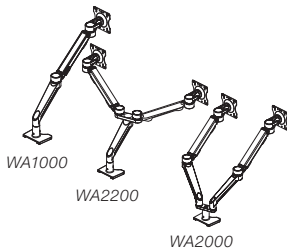
The iPad Holder securely mounts to the Willow monitor arm for better tablet positioning.



Willow-Dual supports two monitors, ideal for shallow workstations.

LET WORK
COME TO LIFE™

Workrite
ergonomics®



All configurations feature:

- Parallel linkage design keeps monitor perfectly parallel when adjusting vertically
- 135° tilt range (+45°/- 90°), 360° pivot at base and arm connections, 180° pivot at monitor mounting
- Supports monitors from 1 lb. up to 14 lbs.
- Coil spring and adjustable friction balance
- Specify two-piece C-Clamp or grommet mount, each fits surfaces 1/2"-2 3/4" thick
- For customized control, including touch-screen use, tension is adjustable at all pivot points
- Integral cable management neatly stores cables
- VESA 75mm and 100mm compliant
- Includes both VESA Quick Release and Secure Screw monitor mounting options
- Available in silver only
- 10 year warranty



The Laptop Holder accommodates most 13"-17" laptops with added depth for docking stations.



Integral quick release adaptor with tilt and weight adjustment tool.



Neatly stow cords under both arms.

Single configuration features:

- 22 1/2" reach, 13" height range
- 4 1/4" stored depth

Dual configuration features:

- Ideal for shallow workstations.
- All the features of the Willow WA1000 plus support for two monitors on two articulating upper arms joined at mid section
- Horizontal reach 12 1/2"-18 1/2" depending on monitor widths

Dual-Wide configuration features:

- Ideal for corners, 30" or deeper worksurfaces and oversized monitors up to 14 lbs. each
- Willow Dual-Wide has all the features of the Willow WA1000 plus additional support for two monitors on two separately articulating arms
- Each arm has 21 1/2" reach

Environmental considerations:

- 100% recyclable at end of life
- 51% recycled content
- Non-metal components stamped with recycle symbol
- LEED credit eligibility

Innovation in design, credit 1.1-1.4 (1-4 points)

Implementation of comprehensive ergonomic program

Materials & Resources, MR Credit 4.1-4.2 (1-2 points)

Recycled content: 20% (post-consumer + 1/2 pre-consumer)

LEED Recycled Content

WA1000-C-S: 34% total LEED recycled content

(16% post-consumer, 36% post industrial)

WA1000-G-S: 33% total LEED recycled content

(16% post-consumer, 35% post industrial)

WA2000-C-S & WA2200-C-S: 26% total LEED recycled content

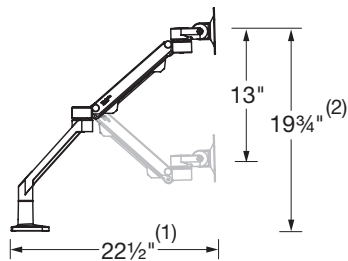
(8% post-consumer, 36% post industrial)

WA2000-G-S & WA2200-G-S: 25% total LEED recycled content

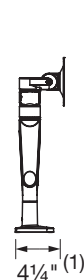
(7% post-consumer, 36% post industrial)

Specifications:

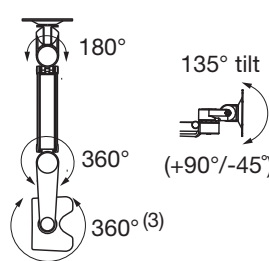
Reach



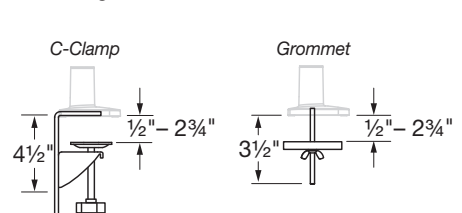
Stowed depth



Pivot & tilt

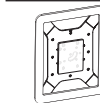


Mounting clearance



(1) Adjustment decreases as monitor width increases on dual arm configurations. Values shown are maximums. (2) 20 3/8" for Dual versions. (3) 180° on Dual-Wide version.

Configuration	Mounting	Model #	LEED % ♻️	Weight
Single	C-Clamp	WA1000-C-S	34	9
	Grommet	WA1000-G-S	33	8
Dual	C-Clamp	WA2200-C-S	26	15
	Grommet	WA2200-G-S	25	14
Dual-Wide	C-Clamp	WA2000-C-S	26	17
	Grommet	WA2000-G-S	25	16



Accessories				
		Model #	Weight	
Laptop Holder	LTH-1-S		4	
iPad Holder	IPH-1-B		2	
		Size	Model #	Weight
VESA Mounts	100mm x 200mm	PA-MIS-E	3	

MONITOR ARM ACCESSORIES

Laptop Holder features:

- Fits Willow single or dual monitor arms, ordered separately
- Accommodates most popular 13", 15" and 17" laptops measuring from 12"-16 1/2"W x 8"-11"D
- Depth adjusts from 10" to 14" allowing use of docking stations
- Adjustable sidebars keep laptops from shifting
- Formed front edge with open area for touchpad controls
- Vented for cooling, silver powdercoat finish, steel construction

iPad Holder features:

- Securely mount generation 2, 3 & 4 iPad to Willow monitor arms
- Two piece frame design with thumb screws & Phillips screws provided to securely hold your iPad
- Not intended for frequent iPad removal
- Black metal frame



Workrite Ergonomics, Inc. 2277 Pine View Way, Suite 100, Petaluma, CA 94954
www.workriteergo.com 800.959.9675

©2012 Workrite Ergonomics | All referenced company and product names are trademarks, registered trademarks or copyrights of their respective holders.

1400233-1112 Subject to change without notice.