

TECHNICAL DATA SHEET - **SmartMount**[®] Universal Tilt Wall Mount for 32" - 50" Flat Panel Screens

peerless[®]

MODELS: ST650, ST650P, ST650-S, ST650P-S



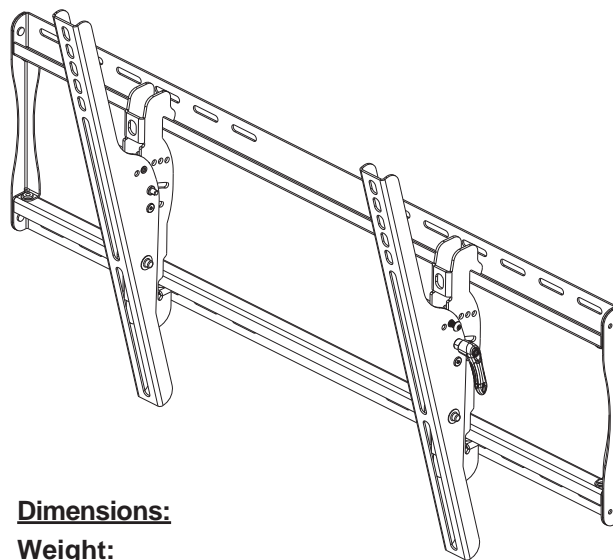
The ST650 is indispensable when it comes to screen placement flexibility. It features open wall plate architecture that delivers increased electrical access and cable management options. Its exclusive pre-tensioned universal tilt screen adapters deliver the ultimate ease in horizontal screen adjustment and viewing angle flexibility.

Features:

- Universal mount fits screens with mounting patterns up to 29.5" W x 17.67" H
- Open wall plate architecture allows for total wall access, increasing electrical access and cable management options
- Adjustable up to 15° of forward tilt and -5° backward tilt for optimal viewing angle
- Pre-tensioned universal tilt bracket allows for tilt adjustment without the use of tools
- Easy-grip lever locks the screen position into place
- Optional IncreLock™ feature offers fixed tilt angles of -5°, 0°, 5°, 10° or 15°
- Horizontal screen adjustment of up to 8" (depending on screen model) for perfect screen placement
- Universal screen adapters easily hook onto wall plate for fast installation
- Mounts to wood studs, concrete, cinder block or metal studs (metal stud accessory required)
- Comes with Peerless' Sorted-for-You™ fastener pack with all necessary screen attachment hardware
- Integrated security options available

Accessories:

- ACC415 - Metal Stud Fastener Kit
- SCS221 - SmartMount[®] Component Shelf



Dimensions:

Weight:

ST650, ST650P - 8.835 lb (4.01 kg)
ST650-S, ST650P-S - 8.875 lb (4.03kg)

Shipping weight:

ST650, ST650P - 10.46 lb (4.75kg)
ST650-S, ST650P-S - 10.5 lb (4.77kg)

Maximum Load Capacity:

175 lb (79 kg)

Shipping Carton dimensions:

ST650, ST650P

L = 32.5 in (826 mm)
W = 10.125 in (258 mm)
H = 3.5 in (89 mm)

ST650-S, ST650P-S

L = 32 in (813 mm)
W = 10.063 in (256 mm)
H = 3.5 in (89 mm)

ARCHITECTS SPECIFICATIONS

The Smartmount shall be Peerless models _____ and shall be located where indicated on the plans. It shall feature adjustable 15° of forward tilt and -5° backward tilt. It shall be constructed of heavy gauge cold rolled steel and finished with scratch resistant Black or Silver Fused Epoxy. Assembly and installation shall be done according to instructions provided by the manufacturer.

Peerless Industries, Inc.

3215 W. North Ave. Melrose Park, IL 60160
 708-865-8870 800-865-2112 Fax 708-865-2941

www.peerlessmounts.com

ISSUED: 01-16-06 SHEET NO: 202-9511-7 07-16-08

© 2008, Peerless Industries, Inc. All rights reserved.

All other brand and product names are trademarks or registered trademarks of their respective owners.

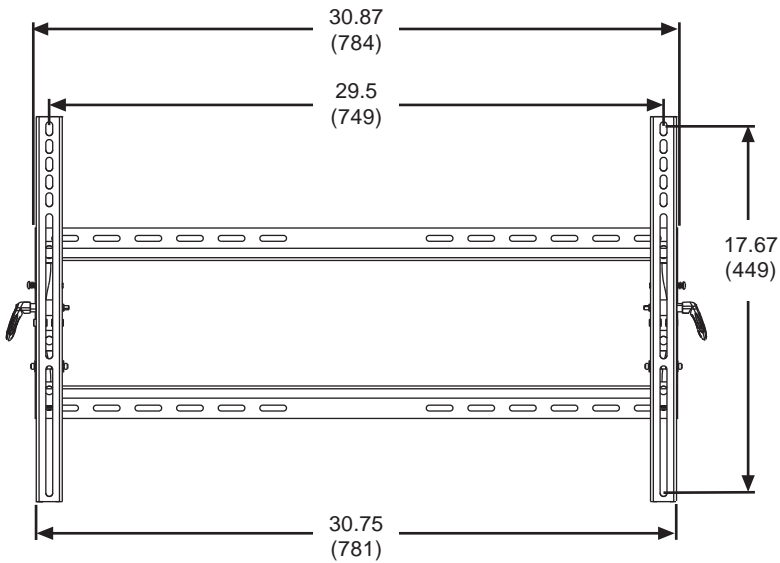
TECHNICAL DATA SHEET

MODELS: ST650, ST650P, ST650-S, ST650P-S

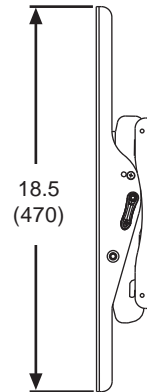
All dimensions = inch (mm)



Top View



Front View

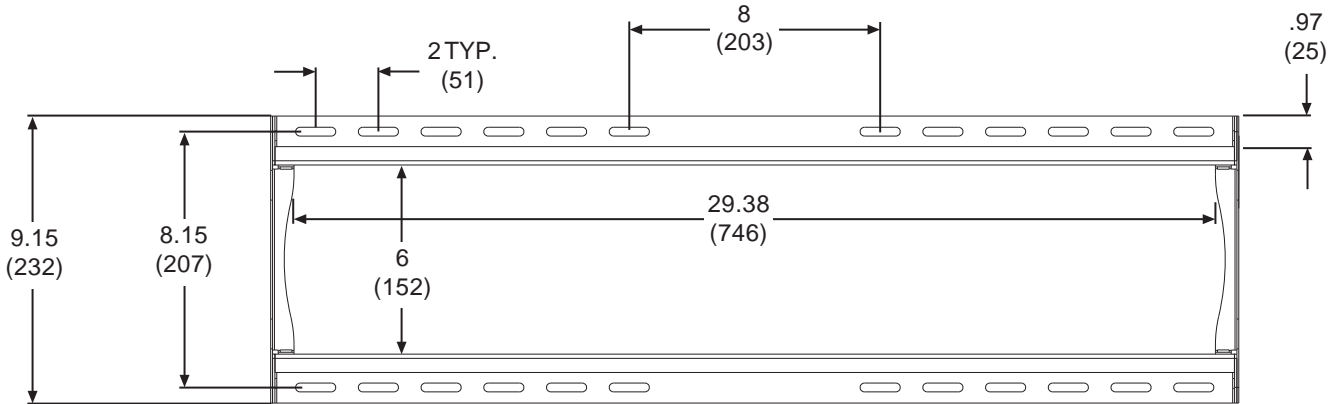


Side View

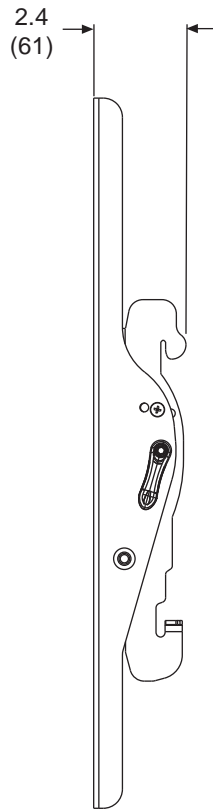
TECHNICAL DATA SHEET

MODELS: ST650, ST650P, ST650-S, ST650P-S

All dimensions = inch (mm)



Wall Plate Detail



Adapter Bracket Detail