



PLA Series Articulating Wall Arm

For 37" to 60" Flat Panel Screens

MODELS

Universal Models:

Includes theft resistant hardware for attaching screen to mount

PLA60-UNL Black
PLA60-UNL-S Silver

Includes standard hardware (hex or Phillips) for attaching screen to mount

PLA60-UNLP Black
PLA60-UNLP-S Silver
PLA60-UNLP-GB High gloss black
PLA60-UNLP-GS High gloss silver

Dedicated Models:

Includes theft resistant hardware for attaching screen to mount
Screen adapter purchased separately*

PLA60 Black
PLA60-S Silver

* Dedicated adapter plates come in flat black and include security fasteners

SCREEN ADAPTER



Mounting pattern

Universal Models: 28.7" W x 17.05" H
(729 x 433 mm)

Dedicated Models: Requires screen-specific adapter to be purchased separately

SPECIFICATIONS



Distance from wall

Universal Models: 5.6"-32.3" (142-820 mm)

Dedicated Models: 4.5"-31.2" (114-792 mm)



Tilt | Swivel | Roll

+10/-5° | ±90° | ±7°



Max load

175 lb (79 kg)

Product Dimensions (W x H x D)

Universal Models: 30.7" x 19.1" x 5.6"-32.3"
(780 x 486 x 142-820 mm)

Dedicated Models: 19.75" x 19.12" x 4.5"-31.2"
(502 x 486 x 114-792 mm)

Mounting Surfaces

Wood stud, concrete and metal stud
(Metal stud accessory required)

Ship Weight

Universal Models: 48.5 lb (21.9 kg)

Dedicated Models: 34.1 lb (15.4 kg)

CERTIFICATIONS



ACCESSORIES




WSP716: (Triple stud on 16" centers)
Metal Stud Wall Plate pg# 130




WSP724: (Triple stud on 16"-24" centers)
Metal Stud Wall Plate pg# 130

1. Arm extends up to 31.2" (792 mm) from wall (plus thickness of adapter plate)
2. Three pivot points with up to 180° swivel
3. +10/-5° of tilt
4. ±7° roll to level screen horizontally
5. Universal models adapt to screens with mounting holes up to 28.7"W x 17.05"H (729 x 433 mm)
6. Includes mesh cord sheath and cable ties to neatly manage cables and cords
7. Five horizontal arm positions at 2.6" (66 mm) centers for flexible lateral screen placement

Universal Models

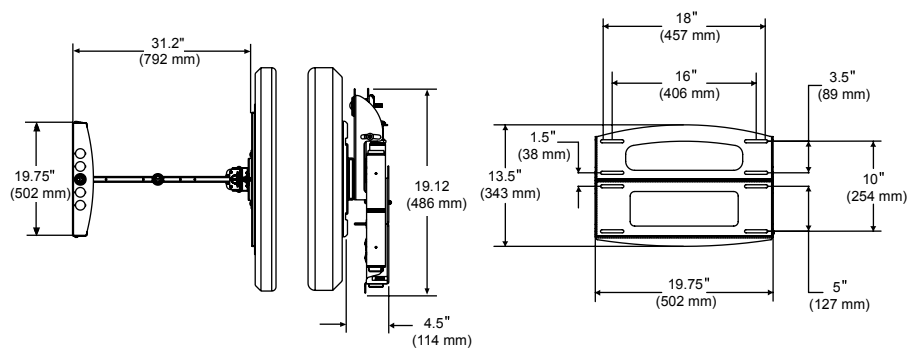


Dedicated Models



TECHNICAL DRAWINGS

For expanded product information and technical data visit www.peerlessmounts.com



To verify mount compatibility with any LCD, plasma or projector model use MountFinder™ at www.peerlessmounts.com



CLICK: www.peerlessmounts.com



CALL: 800.865.2112



FAX: 708.865.2941