

Rotational Mount Interface

For up to 71" Flat Panel Screens

MODELS

Dedicated Model:

Requires Peerless wall mount, ceiling mount, cart or stand, sold separately
Screen Adapter Purchased Separately*




RMI1 Black

* Dedicated adapter plates come in flat black and include security fasteners


SCREEN ADAPTER

Dedicated Model: Requires screen-specific PLP adapter to be purchased separately

SPECIFICATIONS

	Distance from wall	.94" (24 mm)
	Roll	360°
	Max load	175 lb (79 kg)
	Product Dimensions (W x H x D)	12.94" x 7.38" x .94" (329 x 187 x 24 mm)
	Mounting Surfaces	To be used with Peerless wall mounts, ceiling mounts, carts and stands. (Sold Separately)

1. Allows screen to be orientated from landscape to portrait without removing the screen from the mount
2. Screen can be rotated 360° without impediment
3. Screen roll angle can be locked in 15° increments
4. Spring loaded handle makes adjusting the screens position simple



CERTIFICATIONS



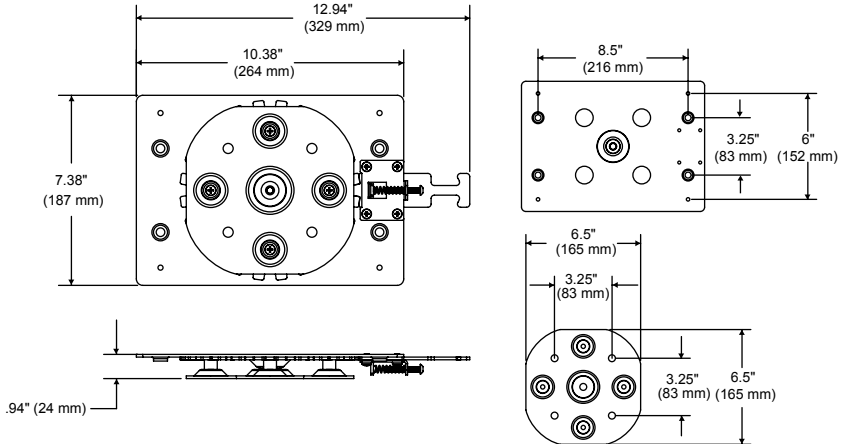
TECHNICAL DRAWINGS

For expanded product information and technical data visit www.peerlessmounts.com

ACCESSORIES



ACC170:
SR Cart and SS Stand Adapter Plate..... pg# 130



To verify mount compatibility with any LCD, plasma or projector model use MountFinder™ at www.peerlessmounts.com