

# TECHNICAL DATA SHEET



MODEL: PRS-KIT0811



The **PRS-KIT0811** is the lowest profile universal mount available today. In a kit with the adjustable extension column, it offers a quick and easy installation in addition to unmatched versatility. It can be attached to any common ceiling structure.

### Features:

- +5°/-20° Pitch, +/-10° Roll, 360° Yaw (when attached to an extension column), +/-15° Yaw (when flush mounted), which enables the image to be perfectly aligned with the screen
- Independent roll, pitch, and yaw adjustments provide easy image alignment
- Can be mounted directly to a single wood beam or concrete slab without disassembling the mount and without reinforcing the ceiling
- Adjustable extension column
- Quickly release the projector for maintenance with the simple turn of a knob
- Built in cord management access hole provides complete access to route cords through extension column to keep cords hidden
- 4 adjustment points allow a quick, simple installation
- Universal adapter plate designed to match virtually every projector on the market so there is no longer a need to stock multiple SKU's

### Dimensions:

#### Weight:

4.75 lb (2.2 kg)

#### Shipping weight:

4.8 lb (2.2 kg)

#### Maximum Load Capacity:

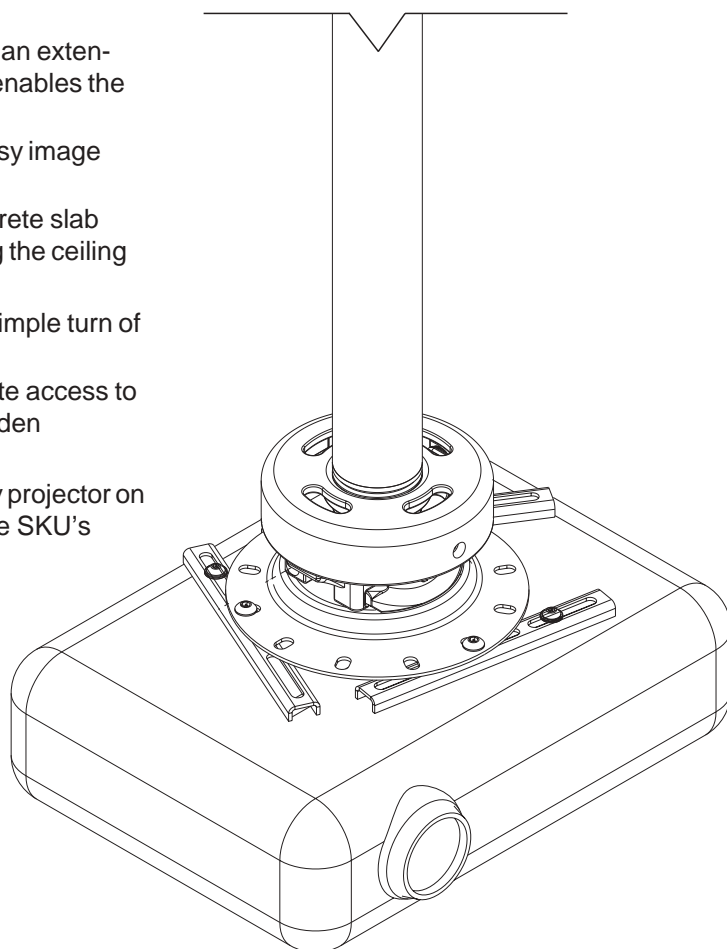
25.00 lb (11.3 kg)

#### Shipping Carton dimensions:

L = 12.25 in (311 mm)

W = 9.63 in (245 mm)

H = 4 in (102 mm)



## ARCHITECTS SPECIFICATIONS

The **Universal Projector Ceiling Mount** shall be a Peerless model **PRS-KIT0811** and shall be located where indicated on the plans. It shall feature 25°(+5°/-20°) pitch, 20°(±10°) roll, 360° yaw. It shall have a 25 lb load capacity. It shall have a quick release spring loaded screw for easy removal and installation of the projector. It shall be constructed of aluminum alloy finished in black, white, or silver. Assembly and installation shall be done according to instructions provided by the manufacturer.

### Peerless Industries, Inc.

3215 W. North Ave. Melrose Park, IL 60160  
708-865-8870 800-865-2112 Fax 708-865-2941

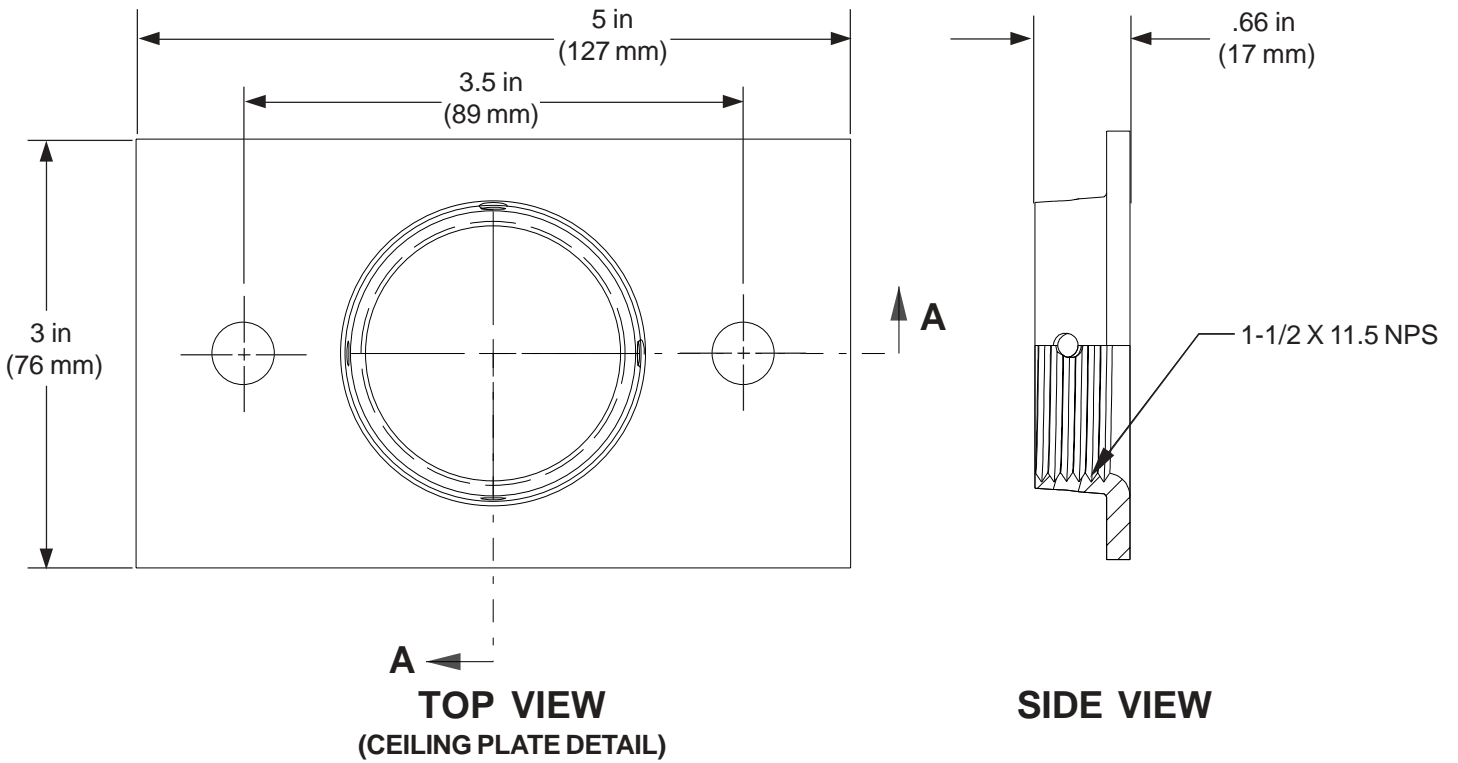
[www.peerlessmounts.com](http://www.peerlessmounts.com)

ISSUED: 06-07-05 SHEET NO: 054-9622-1

©2005 Peerless Industries, Inc. All rights reserved.  
Peerless is a registered trademark of Peerless Industries, Inc.  
All other brand and product names are trademarks or registered trademarks of their respective owners.

TECHNICAL DATA SHEET

**MODEL: PRS-KIT0811**

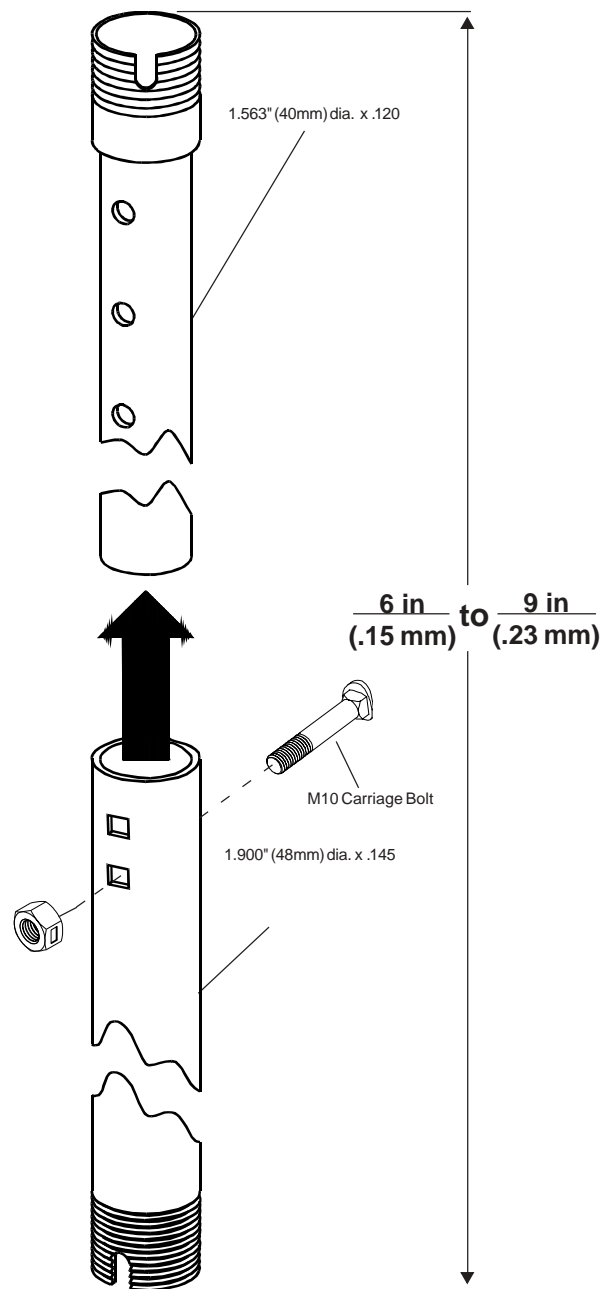


## TECHNICAL DATA SHEET

MODEL: PRS-KIT0811

**Architects specifications:**

The Adjustable Extension Column shall be a Peerless model ADJ006009. It shall offer a 6 in (.15 mm) min. to 9 in (.23 mm) max. range of height adjustment at 1" increments. It shall be constructed of steel tubing and finished in black fused epoxy. Assembly and installation shall be done according to the instructions provided by the manufacturer.



The "tube in tube" design of the Adjustable Extension Column allows it to be adjusted, within its specified range, at 1 inch (25 mm) increments. The bolt and lock nut provided securely locks the two tubes together at the desired length.

**Peerless Industries, Inc.**

3215 W. North Ave. Melrose Park, IL 60160  
708-865-8870 800-865-2112 Fax 708-865-2941

[www.peerlessmounts.com](http://www.peerlessmounts.com)

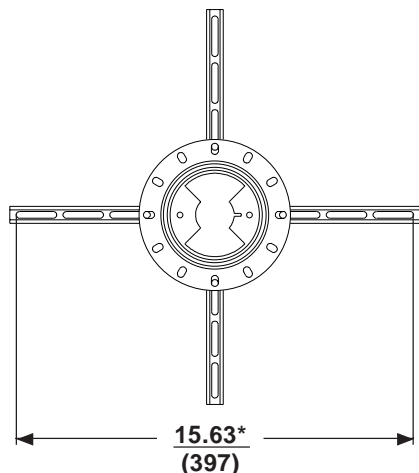
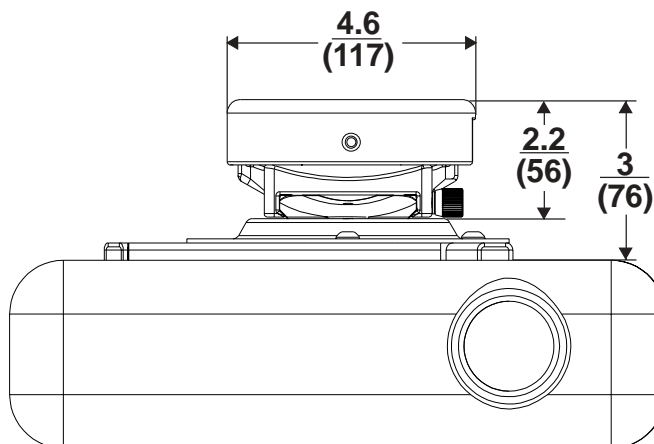
ISSUED: 06-07-05 SHEET NO: 054-9622-1

©2005 Peerless Industries, Inc. All rights reserved.  
Peerless is a registered trademark of Peerless Industries, Inc.

All other brand and product names are trademarks or registered trademarks of their respective owners.

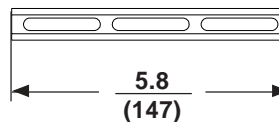
TECHNICAL DATA SHEET

**MODEL: PRS-KIT0811**

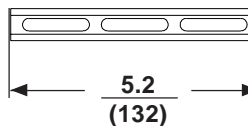


\*Mounting holes on projector must be within a 15.63 in diameter in order to use this product.

**TOP VIEW OF ADAPTER**

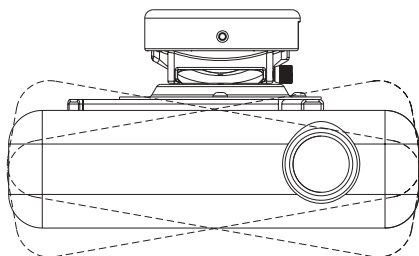


**LONG CHANNEL**

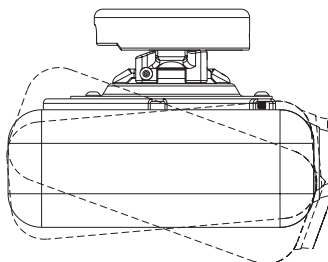


**SHORT CHANNEL**

ROLL ±10°



PITCH +5°/-20°



YAW 360° (when attached to an extension column), +/- 15° (when flush mounted)

