



AnthroCart[®] 2

Anthro Only Gets Better With Age!



Our Most Popular AnthroCart2 Features

Strong

Sturdy 1" thick industrial grade high density particle board shelves, 16 gauge steel tube legs and our patented shelf support mechanism means AnthroCarts can hold up to 150 pounds of your equipment!

Flexible

Shelves install at 1" increments along the vertical tubes so you can place your work surface and additional storage at whatever height best fits your needs. Best of all, the adjustability and wide array of accessories mean the cart grows with you.

Easy to Assemble

The simple design of the AnthroCart means you won't have to spend a lot of time putting your AnthroCart together. Detailed assembly instructions and all the necessary tools are included with every cart.



Original AnthroCarts from 1984

Durable

Vinyl T-molding around the shelf surfaces prevents dings on edges. The baked-on powder coat finish on the legs is the toughest finish available! All these details add up to make an AnthroCart able to withstand the daily wear and tear that comes with any work environment.

Mobile

Soft rubber 2 3/8" twin wheel casters provide easy and quiet rolling. The front two casters also lock. Casters insert into a solid steel shaft in the base tube so they stay snug over uneven surfaces. Need a more robust option? Upgrade to large 4" casters!

AnthroCart[®] 2

Anthro Only Gets Better With Age!



24" w AnthroCart 2

The 24" w AnthroCart makes a compact desk for laptops.



36" w AnthroCart 2

The perfect building blocks, AnthroCarts are easy to configure for your equipment, shown with optional Additional Shelf and Extension Tubes.



MiniCart

Add the optional Handle, Metal Bin, and 4" Casters for a nimble cart that can maneuver through tight spaces.



Equipment Cart

Keep your small equipment on the move with a compact mobile Equipment Cart. Shown with optional Additional Shelf and Extension Tubes.



	24" w AnthroCart 2	36" w AnthroCart 2	MiniCart	Equipment Cart
Product #	GT03FG (Fog)	GT16NRFG (Fog)	GT23FG (Fog)	O30FG (Fog)
Dimensions	25.25"w x 30"d x 28"h	37.25"w x 30"d x 28"h	17.25"w x 21.5"d x 28"h	25.25"w x 21.5"d x 28"h
Shipping Weight	56 lbs.	77 lbs.	41 lbs.	53 lbs.
Worksurface Dims.				
Product Includes	Three legs, two shelves (one large, one small), four 2-3/8" casters (two locking), a base tube, cable management sleeves and hooks (in Black), and all the necessary tools for assembly.			Four legs, two shelves, four 2-3/8" casters (two locking), a base tube, cable management sleeves and hooks (in Black), and all the necessary tools for assembly.
Materials and Finishes	Shelves: 1" thick 45 lbs. industrial-grade particle board with high-pressure, scratch-resistant laminate. Legs and Tubes: 16 gauge steel, 1.5" diameter, with baked-on, powder coat finish. Casters: Soft rubber, black, twin wheel 2-3/8" casters front 2 locking. 4" casters are also available (see accessories). Colors: Fog worksurface with Cool Grey metal.			
Weight Capacity	Holds 150 lbs. overall.			
Warranty	Limited lifetime warranty against manufacturing defects and workmanship.			



Why You'll Love Anthro

Made in the USA

We design and manufacture in Portland, Oregon to control quality and respond quickly to your needs.



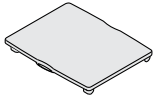
Limited Lifetime Warranty

With Anthro, you get premium materials, quality construction and outstanding service. For details on our Limited Lifetime Warranty, visit anthro.com.

ANTHROCART ACCESSORIES

CPU SOLUTIONS

CPU Roll-out



- Comes with 1 laminated surface, handle, and 4 plate-mounted casters (2" diameter, 2 locking).
- Holds up to 240 lbs.
- Available in Light Grey (LG).

Light Grey (LG)

PRODUCT	Height	Width	Depth	Weight	Part #
20" wide	3.75"	20"	23"	17 lbs.	CRS20LG

Not recommended for sit-down applications. Does not work with the MiniCart.

CPU SideRack with Caster

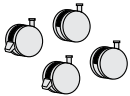


- Recommended for Carts smaller than 36" wide. Adjusts to fit CPUs 4.5"–10" wide and attaches to the base tube. Weight capacity of 100 lbs.
- Comes with a 2.375" caster. If your Cart has larger Casters or Glides, order the same sized Caster for your SideRack as well.

PRODUCT	Height	Depth	Weight	Part #
CPU SideRack with Caster	13.5"	10"	8 lbs.	564CG

CASTERS

4" Casters

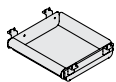


- Casters are twin wheel, soft rubber, and have a positive lock action so the Cart will not move when the casters are in the locked position.
- Adds approximately 1.5" to the height of your Cart.

PRODUCT	Weight	Part #
1 Caster (non-locking)	3 lbs.	547CA
Set of 4 Casters (2 locking, 2 non-locking)	6 lbs.	540CA

DRAWER SOLUTIONS

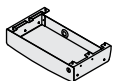
Drill required for installation. Available in Cool Grey (CG). All Drawers attach to the underside of Shelves.



Drawer – Small 3" h

- This 3" high metal drawer fits under Shelves. Interior measurements are 12.75"w x 12.25"d x 3"h.

PRODUCT	Weight Capacity	Locking	Width	Depth	Height	Weight	Part #
Drawer - Small 3" h	15 lbs.	No	13"	12.5"	3.25"	7 lbs.	413CG



Drawer – Zido 4.5" h

- Originally designed for the Zido family.
- The back of the drawer features a grommeted cord pass-through for power and network cables. Interior measurements are 19"w x 10"d x 3"h.

PRODUCT	Weight Capacity	Locking	Width	Depth	Height	Weight	Part #
Drawer - Zido 4.5" h	15 lbs.	Yes	20.5"	11.25"	4.5"	13 lbs.	ZDRCG

Does not work with MiniCart, or EquipmentCart.



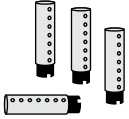
Drawer – 6" h and 11" h File

- Lockable metal unit has 2 drawers. One is perfect for office supplies, the other for letter files. The 6" h drawer comes with drawer divider.
- Interior measurements for the 6" drawer are 13.25"w x 16.25"d x 6"h. Interior measurements for the 11" drawer are 13.25"w x 16.25"d x 10"h.
- Holds 50 lbs. overall: 20 lbs. in the 6" drawer and 30 lbs. in the 11" drawer.
- Consider the width of your Cart and necessary leg room you will need to determine the feasibility of this Drawer.

PRODUCT	Weight Capacity	Locking	Width	Depth	Height	Weight	Part #
Drawer - 6" h and 11" h File	50 lbs.	Yes	13.5"	17.5"	17.5"	45 lbs.	298CG

Does not work with 24" or 36" wide AnthroCarts II, or MiniCart.

EXTENSION TUBES



- Gain added storage above your work surface by combining Extension Tubes with Additional Shelves (see page 7) or use alone to create a standing-height workstation. Tubes fit tightly into the legs of your Cart.
- Comes in set of 4.
- Available in Cool Grey (CG).
- Combine up to two sets (up to 40") for added flexibility.

LENGTH	Weight	Part #
7"	5 lbs.	238CG
12"	6 lbs.	243CG
24"	12 lbs.	301CG



NEED TO MOUNT YOUR MONITOR? USE ERGOTRON QUICK FINDER!

Visit finder.ergotron.com to find the perfect product for your computer monitor, TV, laptop or tablet.

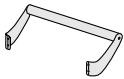
GLIDES



- For a non-mobile workstation that can compensate for uneven floors, replace Casters with these Glides.
- Replacing the 2.375" Casters with Glides makes your Cart 2" shorter. Consider adding Extension Tubes to compensate.

PRODUCT	Part #
Set of 4 Glides	537GL-RET

MINICART HANDLE



- Available in Cool Grey (CG).
- Angled upwards, this sturdy metal handle attaches to the legs of the MiniCart with 4 screws.

PRODUCT	Width	Depth	Weight	Part #
MiniCart Handle	15.5"	6"	3 lbs.	387CG

Only works with the MiniCart.

HOOKS



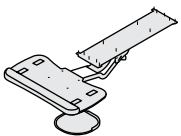
- Available in Cool Grey (CG).
- An inexpensive metal accessory to wrap your cables, hang your coat, or dangle a clipboard.

PRODUCT	Height	Depth	Weight	Part #
Hooks - Set of 3	1"	1.75"	1 lb.	380CG

KEYBOARD SOLUTIONS

Whether you're looking for ergonomics or just convenience, finding the right Keyboard Solution can make a world of difference in your workstation. And we offer lots of choices, so feel free to call us to find the right solution for you.

Keyboard and Mouse Caddy, Style B – Super

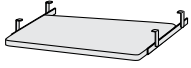


- Caddy moves in and out, up and down, tilts 15° positive and 15° negative, and swivels 360°. Movement ranges from even with your work surface to 6" below. Swing-out mouse surface pivots out when it's needed and hides away when it's not.
- Made of steel and phenolic with an integrated foam wrist rest. Surfaces are neutral granite color.
- Requires 18.5" mounting depth. Drill required for installation.

PRODUCT	Width	Depth	Weight	Part #
Keyboard and Mouse Caddy, Style B	19.5"	8"	7 lbs.	UKMCBK

Does not work with the MiniCart.

Keyboard Drawer – Basic

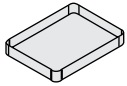


- Laminated wood surface moves in and out. Extends 10" in front of the Cart. Assemble the Drawer to fit 3-4" below your large shelf.
- Want to add a mouse surface to your Keyboard Drawer? Consider the Mouse Shelf, Swing-out (Part # 687BK, see AnthroCart: Accessories).
- Available in Black (BK) only.
- Drill required for installation.

PRODUCT	Width	Depth	Weight	Part #
20" wide Keyboard Drawer – Basic	20"	11"	8 lbs.	20BK
30" wide Keyboard Drawer – Basic	30"	11"	15 lbs.	30BK

- The 20" Keyboard Drawer does not work with MiniCart. The 30" Keyboard Drawer does not work with 24" wide AnthroCart II, MiniCart, or Equipment Cart.

METAL TRAY – MINICART



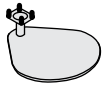
- Two inch lip prevents items from rolling out.
- Available in Cool Grey (CG).
- Mount at any height on the legs. Holds up to 50 lbs.

PRODUCT	Height	Width	Depth	Weight	Part#
Metal Tray - Minicart	2.25"	15.5"	20.5"	10 lbs.	314CG

- Only works with the MiniCart.

MOUSE SOLUTIONS

Mouse Shelf – Swing-out



- Available in Black (BK) only. Made of heavy-duty phenolic in neutral granite finish. Attaches to wood surfaces.
- Drill required for installation.

PRODUCT	Width	Depth	Weight	Part #
Mouse Shelf – Swing-out	8"	9"	2 lbs.	687BK

POWER SOLUTIONS

Plug all of your electrical cords into a single strip to keep them organized and accessible.

Surge Protector

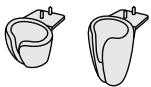


STANDARD

- This UL-listed surge suppressor is 12" long, has 6 outlets and is rated at 15 amps, 120 Volts. Comes with on/off switch, on/off indicator light, 15-ft power cord and circuit breaker reset button.
- Comes in Black (BK) and mounts to a Cart's vertical tubes or under a shelf with integrated mounting hardware.

PRODUCT	Cord Length	Depth	Weight	Part #
Surge Protector - Standard	15'	2.5"	2 lbs.	520BK

PROBE HOLDERS



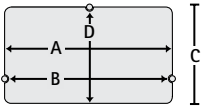
SMALL LARGE

- Brackets measure 1.5" wide x 2.5" deep and attach to the bottom of any wood surface with 2 screws. Cushioned cups are open on the bottom and snap into place.
- Cups come in Cool Grey (CG) with light green accent. Drill required for installation.

PRODUCT	Width	Depth	Height	Weight	Part #
Probe Holder, Small	2.5"	3.5"	2.5"	1 lb.	ZGCSCG
Probe Holder, Large	2.5"	3.5"	4.5"	1 lb.	ZGCLCG

SHELVES

Shelves - Additional 24", 36" wide

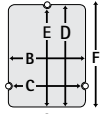


24", 36" WIDE SHELF

- Can be mounted anywhere on the Cart, either below existing shelves or above with the help of Extension Tubes (see AnthroCart: Accessories).
- Available in Fog (FG) laminate.
- Lowest position is 9" above floor on a cart with 2.375" casters

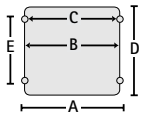
PRODUCT	Width (A)	Width (B)	Depth (C)	Depth (D)	Weight	Part #
24" wide	23.75"	22"	19"	18"	15 lbs.	120FG
36" wide	35.75"	34"	19"	18"	24 lbs.	112FG

Shelves - Additional For MiniCart, and Equipment Cart



MINICART SHELF

PRODUCT	Width (A)	Width (B)	Width (C)	Depth (D)	Depth (E)	Depth (F)	Weight	Part #
MINICART	18.75"	17.25"	15.5"	21.5"	20.5"	22.5"	13 lbs.	103FG



EQUIPMENT CART SHELF

PRODUCT	Width (A)	Width (B)	Width (C)	Depth (D)	Depth (E)	Weight	Part #
EQUIPMENT CART	25.25"	24"	21"	22"	12"	18 lbs.	107FG



Equipment Cart shown with optional Additional Shelf and Extension Tubes.

For inquiries, call our super friendly and knowledgeable Sales Team at **800.325.3841**, drop us a line at sales@anthro.com, or download more info at anthro.com.



ERGOTRON[®]