

Model 9300-HD-DE Installation Instructions

www.LCDarms.com | 800.524.2744

1

* Hardware NOT included.

2

3

VESA Pattern

4

5

F
G

6

Tilt Pattern

H

7

A

8

I
J

?


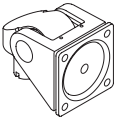
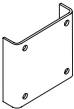


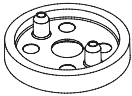

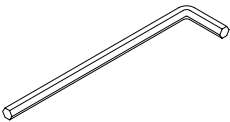


800.524.2744
www.LCDarms.com



Model 9300-HD-DE

Parts List

www.LCDarms.com | 800.524.2744

ITEM	DESCRIPTION / PART NO.	QUANTITY
A 	3/32" Allen Wrench 700146	1
B 	Monitor Tilter 407747	1
C 	Rotation Prevention Bracket 702949	1
D 	10-32 x 3/8" Phillips Flat Head Screw 702281	1 (4-pack)
E 	M4-12 Phillips Pan Head Screw 702096	4
F 	Dog Washer 105189	1
G 	10-32 x 3/8" FPhMS with Lock Patch 705198	1
H 	7/32" Allen Wrench 701127	1
I 	Straight Arm Cap 105305	1
J 	6-32 x 1" Phillips Pan Head 705764	2