



Designed for diagonal corner worksurfaces, the advanced LEADER8 keyboard system features a single surface tray that allows for continuous same plane mouse usage. The in-line mouse design is made specifically for corner installations and allows instant change from a right to left handed mouse setup.

LEADER8

Products listed on this page are available through GSA Contract GS-28F-0030S SIN #711-2 (Schedule 71) except where noted.

GSA

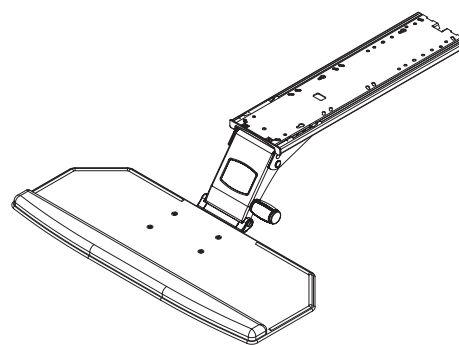
LEADER8 System

Keyboard & mouse tray

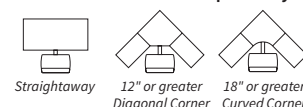
- System includes Diagonal Keyboard Tray
- 0.25" phenolic laminate, radius self edge, black finish
- Removable wrist rest made from molded medium density foam
- In-Line Mouse design
- Wire mouse guards
- Available in black

Keyboard arm

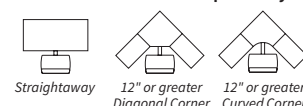
- System includes Leader Standard or Sit-Stand arm
 - Standard Arm adjusts from 2.38" above to 6.5" below track
 - Sit-Stand Arm adjusts from 8.25" above to 6" below worksurface
- No knob, no lever Lift-n-Lock height adjustment with Dial-a-Tilt knob
 - Standard Arm 30° tilt range: -20° +10°
 - Sit-Stand Arm 25° tilt range: -15° +10°
- Height & tilt readout panel
- 17" or 22" nylon glide track
- 360° arm swivel at track
- Meets ANSI/BIFMA X5.5 standards
- Smooth black powder-coat finish



Standard Arm Desk Compatibility

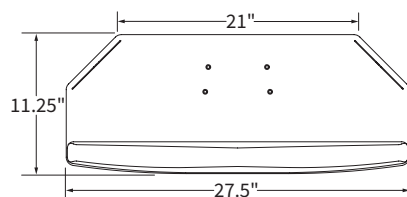


Sit-Stand Arm Desk compatibility

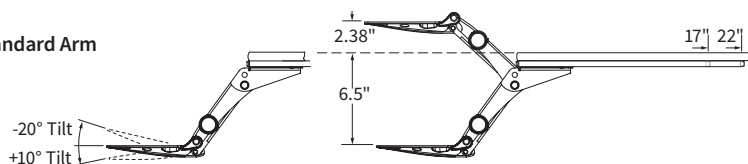


Dimensions

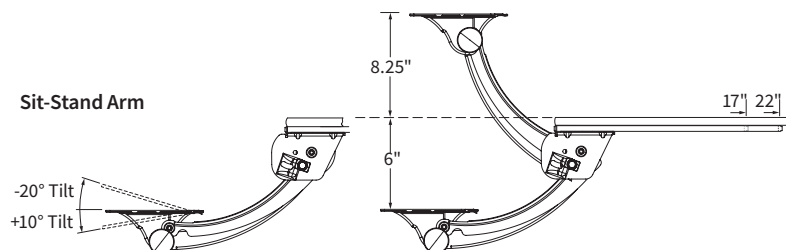
Tray



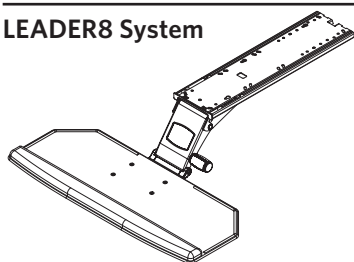
Standard Arm



Sit-Stand Arm



LEADER8 System



Standard System Shown

				Not on GSA Contract	
Leader Arm	Arm Range	Track Length	Model #	US \$ List	CAN \$ List
Standard	-6.5"—+2.38"	17"	LEADER8-S	\$380	\$487
		22"	LEADER8	\$380	\$487
Sit-Stand	-6"—+8.25"	17"	LSS8-S	\$456	\$585
		22"	LSS8	\$456	\$585
Accessories:					
Positive Tilt Lockout Kit			LEADER-PTLO	\$7	\$9
Keyboard Wrist Rest			TP-PAD27-55	\$34	\$44

Flexible Solutions for the Ergonomic Workplace.

Explore
Launch website

Workrite
ergonomics®