

FLEXISPOT®

S6

MonitorStand Workstation



Flexispot.com



Contact@flexispot.com



855-421-2808



Follow Flexispot

FLEXISPOT®

S6T / S6G

MonitorStand Workstation

INSTRUCTION MANUAL



Specifications



17"~30"

Compatible
Monitor Size



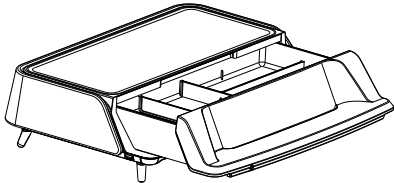
L≤468.5mm
H≤40.5mm


Compatible
Keyboard Size



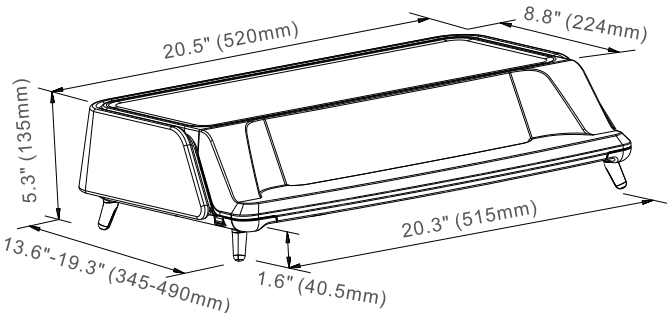
max
22lbs
10kg


Load
Capacity





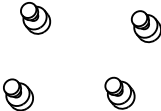
 **Attention:**
please make sure the base is
safely placed on the desktop.

Dimensions



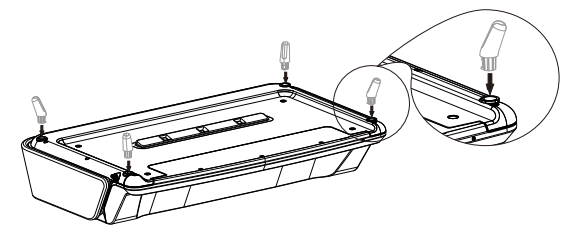
 **Attention:**
please double check your work
surface dimensions to make sure
it can accommodate the workstation
and your accessories.

Package
Contents

Smart Workstation	Feet	Magnets
		
x1	x4	x4

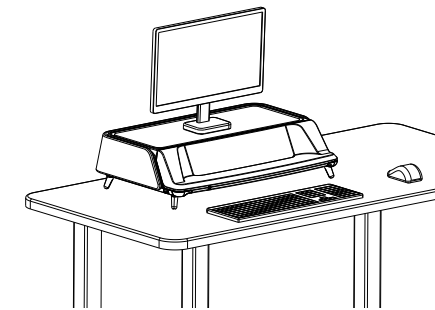
Installation Step 1

Attach the feet to the workstation.



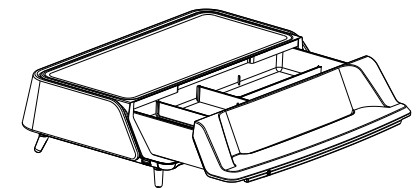
Installation Step 3

Place your monitor on the workstation and arrange your keyboard and mouse in front as you see fit.



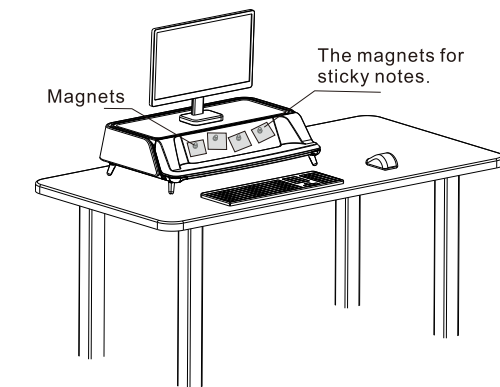
Installation Step 2

Pull out the drawer and rearrange the partitions as you see fit.



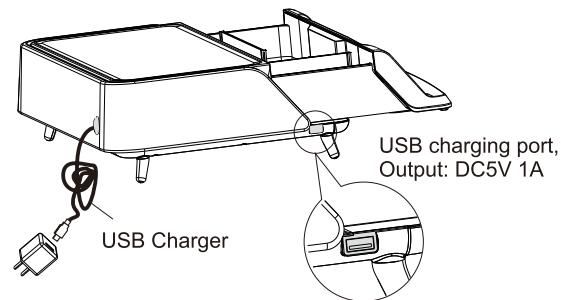
Installation Step 4

Attach the Magnets.




Function Description

Power adapter is not included. Purchase compatible adapter with DC5V 2A output.



UV Disinfection Operation

Slide your keyboard and mouse underneath the workstation and turn on the UV disinfection light using the switch on the side.



How to Use UV Disinfection

1. Press the on/off switch; the UV light will turn on after 15 seconds.
2. After 10 minutes, the UV disinfection light will automatically turn off.
3. If the workstation for some reason flips over or tilts too far to one side, the UV disinfection light will automatically turn off.

UV Disinfection Disclaimer

1. To protect your skin and eyes, while the UV disinfection light is on, please maintain at least 0.5M distance away from the workstation, and avoid tilting or flipping the workstation.
2. Please do not use the UV disinfection feature on transparent or reflective surfaces.
3. Please prevent children from playing with the UV disinfection feature using the switch on the side.

