

Workrite
ergonomics®

Master the art of organization

Work ZEN



2277 Pine View Way, Suite #100
Petaluma, CA 94954



www.workriteergo.com



800.959.9675

PEDESTALS AVAILABLE IN 2 STYLES

All metal and laminated (laminated shown below).



FILE WITH EASE

Accommodates both legal and letter sized documents.



CONVENIENT ORGANIZATION

Pencil tray can be positioned to user's preference.

PREMIUM PERFORMANCE

Laminated pedestals feature precision soft close drawer slides.

SAFE & SECURE

Each pedestal features unique lock with two keys provided.

SLEEK DESIGN

Twenty laminate color options with clean, handle-free design allows Workrite pedestals to look great in any office setting.


JUST THE RIGHT SIZE

Ideal size to store bags, backpacks, purses, and briefcases.

WORRY-FREE STABILITY

Fifth caster ensures your pedestal stays upright no matter the weightload.

LOCKING CASTERS



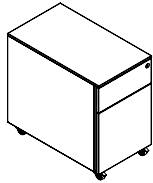
OVER **1800** POSSIBLE CONFIGURATIONS



Not on GSA Contract

Storage & Organization Accessories

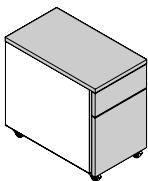
Metal Mobile Pedestal



- High quality metal construction
- Lockable box/file accommodates letter or legal sized files
- Top drawer features ¾ extension with adjustable organization tray
- All drawer slides include steel ball bearing suspension
- Outside dimensions: 19"h × 11.81"w × 20.47"d
- Meets BIFMA X5.9 standards for performance and durability
- Available in silver, black and white to match Workrite frameset colors

Model #	Weight	US \$ List	CAN \$ List
ACC-MPED-SBF-□	33	\$267	\$342
Colors: S :Silver, B:Black, W: White			


Laminated Mobile Pedestal




- Front doors and top available in any of the Wilsonart woodgrain laminates to match worksurface found on page 7
- Lockable box/file accommodates letter or legal sized files
- Top drawer features ¾ extension with adjustable organization tray
- All drawer slides include steel ball bearing suspension with soft-close feature
- Outside dimensions: 19"h 11.81"w × 20.47"d
- Meets BIFMA X5.9 standards for performance and durability
- Available in silver, black and white to match Workrite frameset colors

Color	Model #	Laminate	Weight	US \$ List	CAN \$ List
Black	ACC-MPED-SBF-B-□□□□□□		35	\$370	\$474
Silver	ACC-MPED-SBF-S-□□□□□□		35	\$370	\$474
White	ACC-MPED-SBF-W-□□□□□□		35	\$370	\$474

Laminate Options



Hardrock Maple WM791SD Millwork Cherry WC431SD Formal Mahogany WY031SD Walnut Grove WW050SD



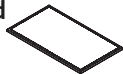
Beigewood 0785060 River Cherry 0793738 Pinnacle Walnut 0799238 Monticello Maple 0792538 Wild Cherry 0705460 Persian Cherry 0798938

Note: Due to printing limitations, these colors are not guaranteed to be accurately reproduced. For best results order actual Laminate Material Samples by calling (800) 959-9675.



Grey Elm 8201K12 Fawn Cypress 8208K16 Veranda Teak 8209K28 Phantom Cocoa 8213K28 Studio Teak 7960K18 Phantom Charcoal 8214K28 Skyline Walnut 7964K12 Walnut Heights 7965K12 Figured Mahogany 7040K78




































Mobile Pedestal Pad



- Pad provides a cushioned seating surface for the top of either the Metal or Laminated Mobile Pedestal
- 100% recycled Wool Blend fabric

Model #	Material Color	Weight	US \$ List	CAN \$ List
ACC-PAD-W-□□□□□□		3	\$246	\$315
-□□□□□□: Fabric colors below				

Tranquility—Wool & Mobile Pedestal Pads

 Light Grey LG1000	 Kiesel K7	 Ivory I101	 Naturel N1	 Beige B1037	 Dolphin D180	 Shitake S124
 Dark Brown DB18	 Rust R29	 Taupe T1008	 Mint M50	 Azure A144	 Olive O53	 Army A14
 Zwart Z1003	 Mid Grey MG1001	 Blue B45	 Petrol P56	 Pink P73	 Purple P78	 Aubergine A74
 Prune P76	 Fuchsia F77	 Violet V72	 Navy N1007	 Indigo I90	 Light Blue LB41	 Aqua A143
 Ocean Blue OB147	 Pistache P52	 Yellow Y24	 Red R2011	 Fire F139	 Mandarin M129	 Orange O2012

HANGING PEDESTALS AVAILABLE IN 2 STYLES

All metal and laminated (laminated shown below).

ADJUSTABLE MOUNTING BRACKET

Allows hanging pedestal to be mounted on nearly any desk by working around cross bars & framesets.

SLEEK DESIGN

Twenty laminate color options with clean, handle-free design allows Workrite pedestals to look great in any office setting.

PREMIUM PERFORMANCE

All hanging pedestals feature precision soft close drawer slides.

SAFE & SECURE

Each hanging pedestal features unique lock with two keys provided.



FILE WITH EASE

Accommodates both legal and letter sized documents.

CONVENIENT ORGANIZATION

Pencil tray can be positioned to user's preference.

INTEGRATED POWER

Hanging pedestals can be equipped with a power supply, featuring two power and two USB outlets.



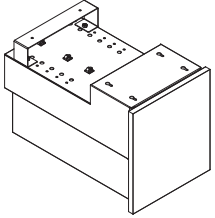
Work **ZEN**

OVER **60** POSSIBLE CONFIGURATIONS



Work **ZEN**

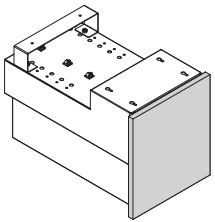
Metal Hanging Pedestal



- High quality metal construction
- Adjustable mounting bracket allows hanging pedestal to attach to underside of nearly any worksurface
- Lockable drawer includes organizational tray and accommodates legal or letter sized files
- All drawer slides feature steel ball bearing suspension with soft-close feature
- Cutout inside drawer allows for accessory power supply integration
- If mounting to a height adjustable worksurface, recommended payload capacity is 225 lb
- Maximum weight capacity 30 lb
- Outside dimensions: 14.5"h × 12.75"w × 22"d
- Available in silver, black and white to match Workrite frameset colors

Model #	Weight	US \$ List	CAN \$ List
ACC-HPED-□	32	\$308	\$411
Colors: S:Silver, B:Black, W: White			

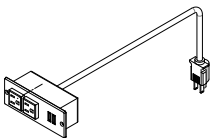
Laminated Hanging Pedestal



- High quality metal frame with laminated drawer face, available in any of Workrite standard woodgrain laminate colors
- Adjustable mounting bracket allows hanging pedestal to attach to underside of nearly any worksurface
- Lockable drawer includes organizational tray and accommodates legal or letter sized files
- All drawer slides feature steel ball bearing suspension with soft-close feature
- Cutout inside drawer allows for accessory power supply integration
- If mounting to a height adjustable worksurface, recommended payload capacity is 225 lb
- Maximum weight capacity 30 lb
- Outside dimensions: 14.5"h × 12.75"w × 22"d
- Available in silver, black and white to match Workrite frameset colors

Color	Model #	Laminate	Weight	US \$ List	CAN \$ List
Black	ACC-HPED-B-□□□□□□		32	\$411	\$548
Silver	ACC-HPED-S-□□□□□□		32	\$411	\$548
White	ACC-HPED-W-□□□□□□		32	\$411	\$548

Hanging Pedestal Power Supply*



- Compatible with Metal & Laminated Hanging Pedestal
- Features 2 power outlets and 2 USB ports
- Provides ability to charge laptops, cell phones, and other electrical products as they are stored inside the hanging pedestal
- Electrical rating: 12 A, 125 V, 60 Hz
- 10' power cord
- UL 962 approved
- Available in black

Model #	Weight	US \$ List	CAN \$ List
ACC-HPED-PWR-B	2	\$102	\$136

Laminate Options




Hardrock Maple
WM791SD

Millwork Cherry
WC431SD

Formal Mahogany
WY031SD

Walnut Grove
WW050SD



Beigewood
0785060

River Cherry
0793738

Pinnacle Walnut
0799238

Monticello Maple
0792538

Wild Cherry
0705460

Persian Cherry
0798938

Note: Due to printing limitations, these colors are not guaranteed to be accurately reproduced. For best results order actual Laminate Material Samples by calling (800) 959-9675.



Grey Elm
8201K12

Fawn Cypress
8208K16

Veranda Teak
8209K28

Phantom Cocoa
8213K28

Studio Teak
7960K18

Phantom Charcoal
8214K28

Skyline Walnut
7964K12

Walnut Heights
7965K12

Figured Mahogany
7040K78

