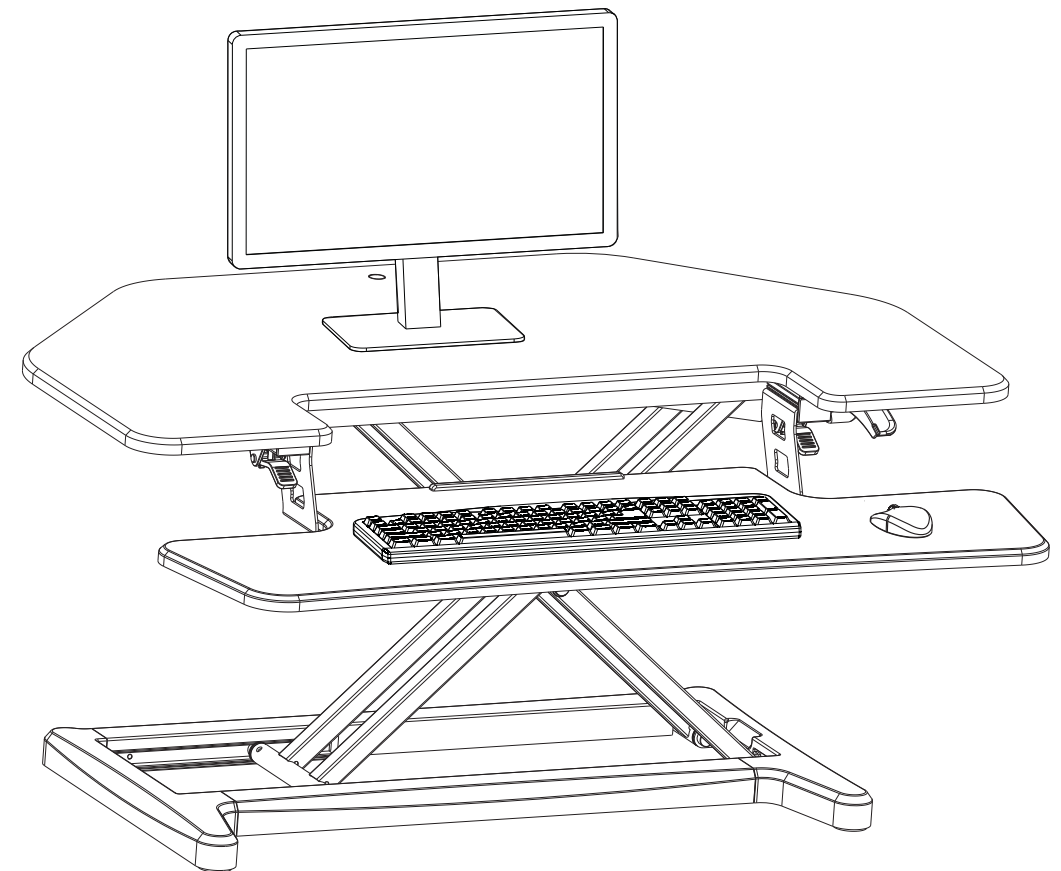


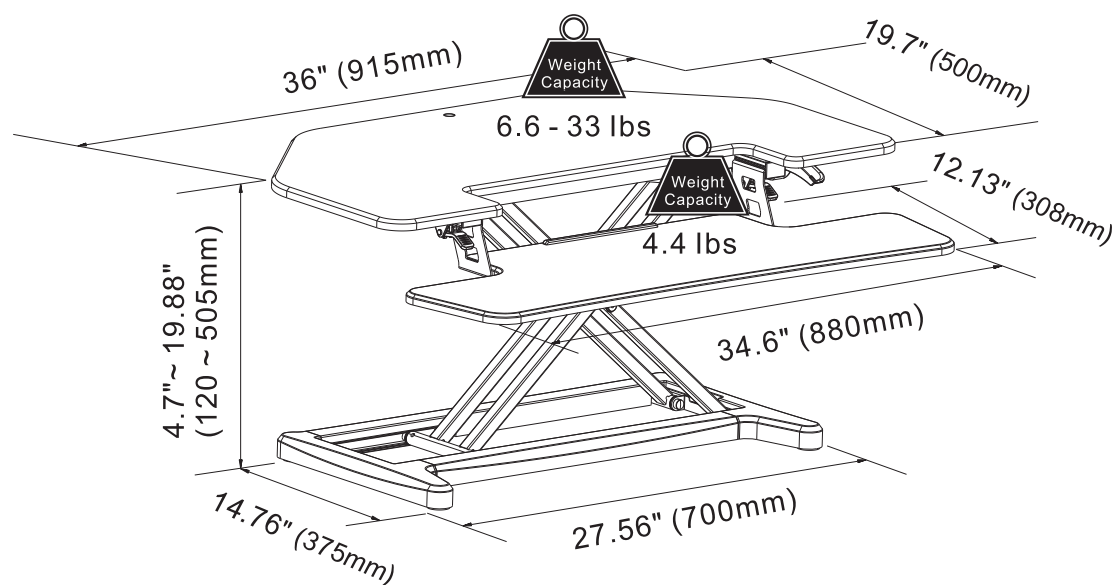
# FLEXISPOT

## Item No. M7C Installation Guide



## Computer Riser

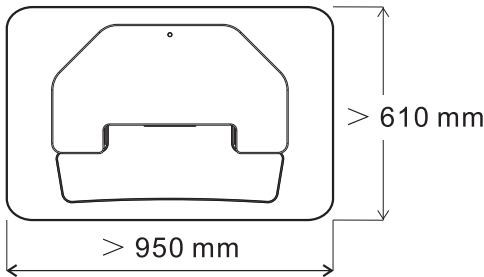
Specifications



The size of desktop work surface :

Do not exceed the max. loading capacity as shown.

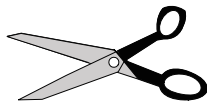
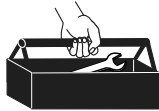
Weight Capacity	6.6 ~ 33 lbs 3 ~ 15Kg
Adjustable Range	4.72" ~ 19.88" 120 ~ 505 mm



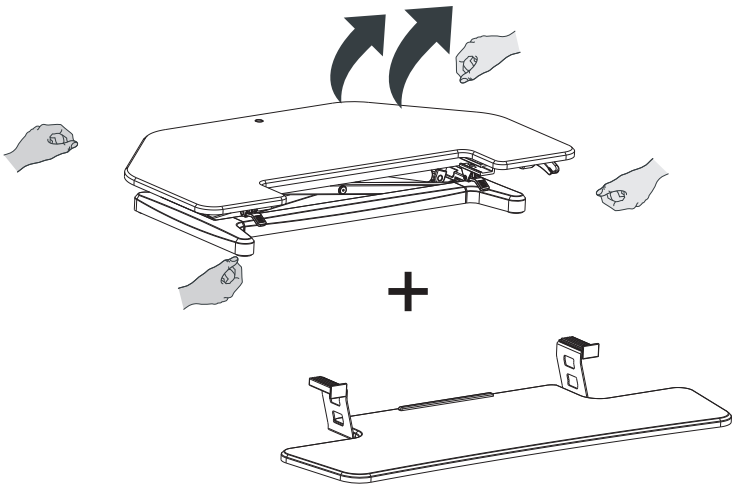
Parts Included

A	B	C	D
Desktop x 1	Keyboard Tray x 1	Cable Ties x 4	Cable Sleeve x 1

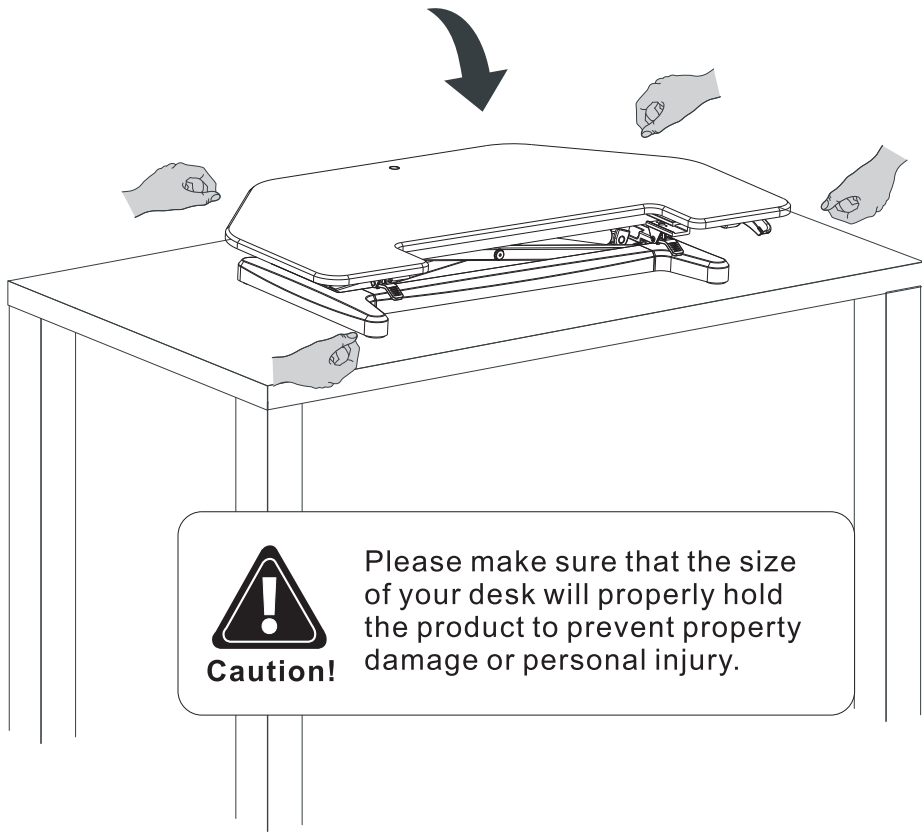
Tools Needed



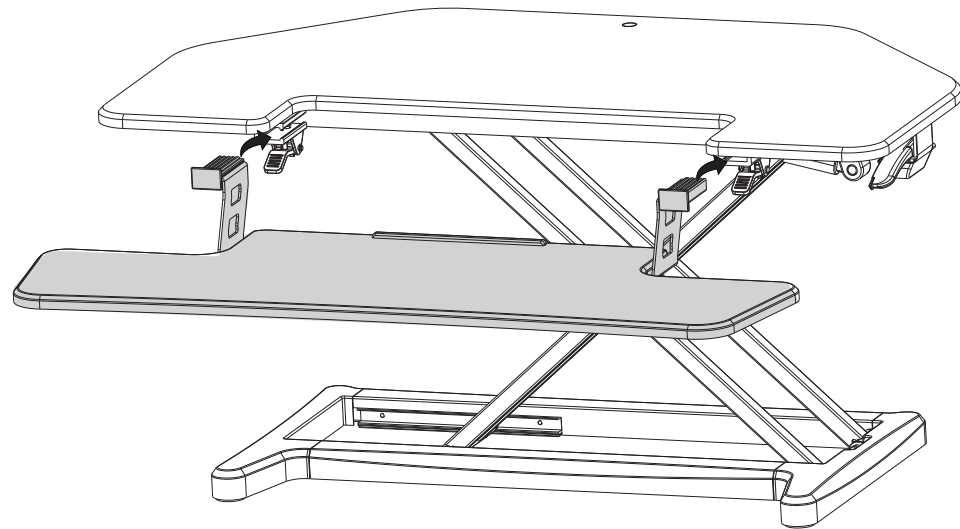
Step 1



Unpack the box and place the sit-stand desk on your desk.

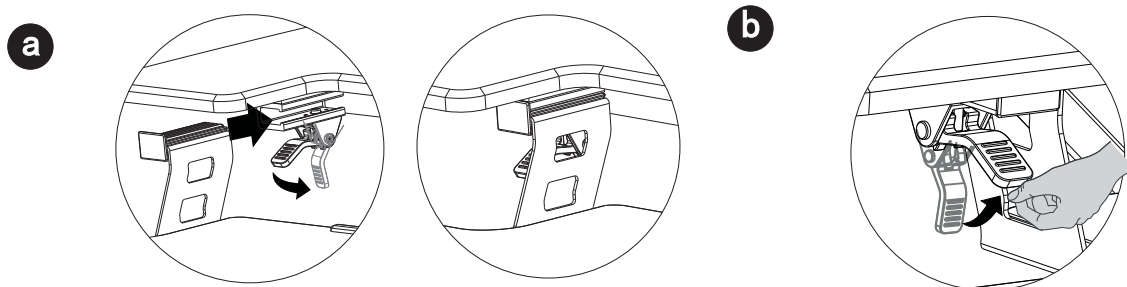


## Step 2



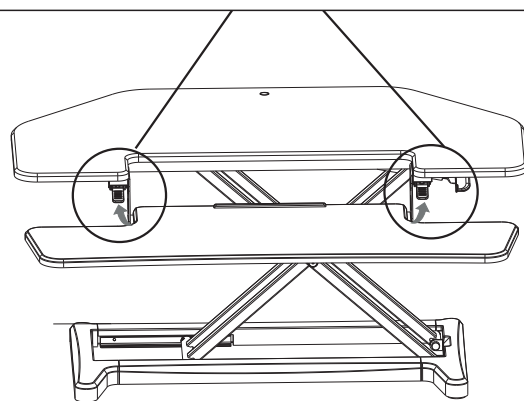
Connect the keyboard tray to the desktop plate.

- Unlock the handle grips on both sides then attach the keyboard tray as shown in the diagram.
- Lock the handles down to finish assembly.



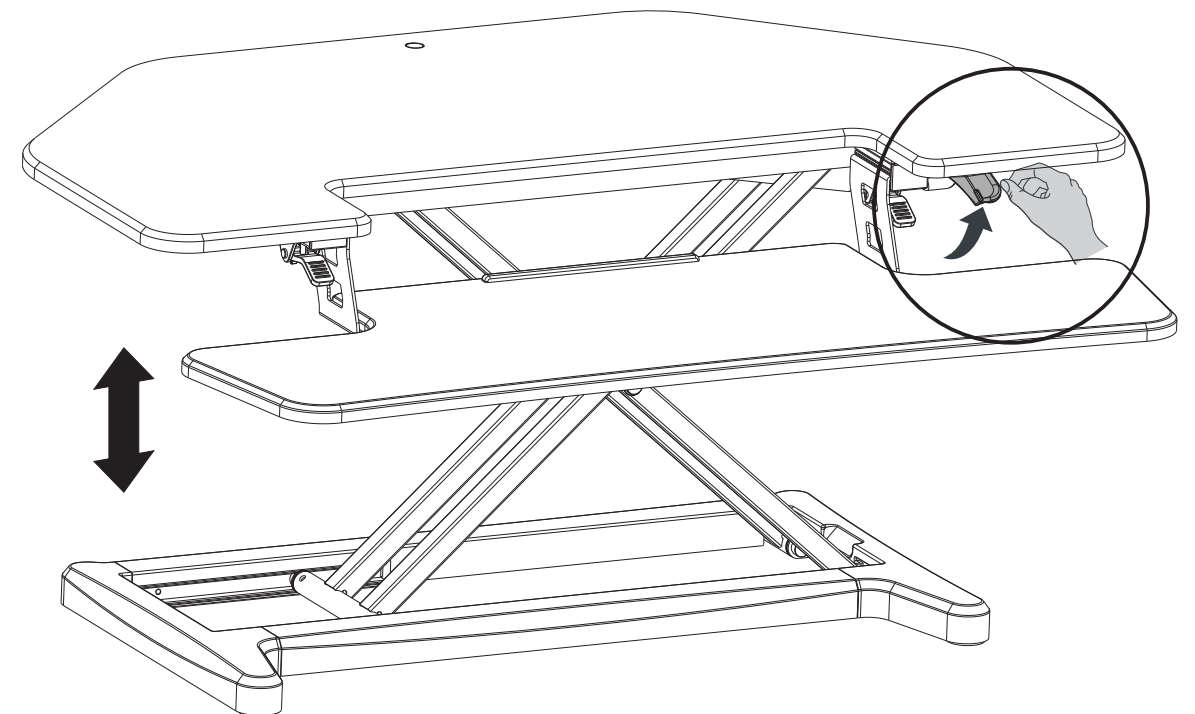
**C**

Remove the keyboard tray  
Please open the handle grips on both sides, then  
take out the keyboard tray.



## Step 3

Squeeze the handle upward to adjust the height depending on your needs. Release the handles and gently push the desktop downward, to ensure that it is locked in place.

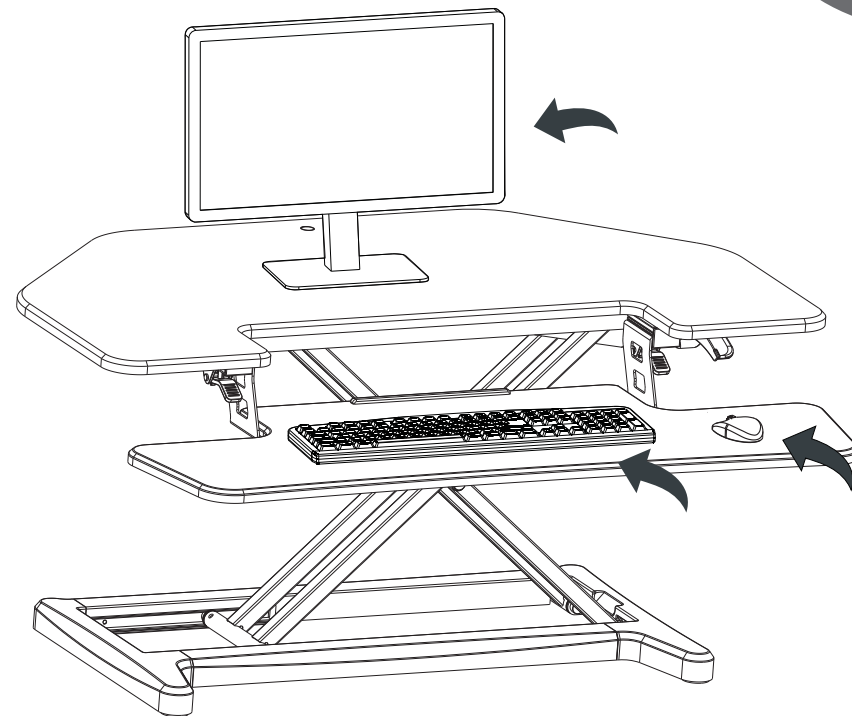
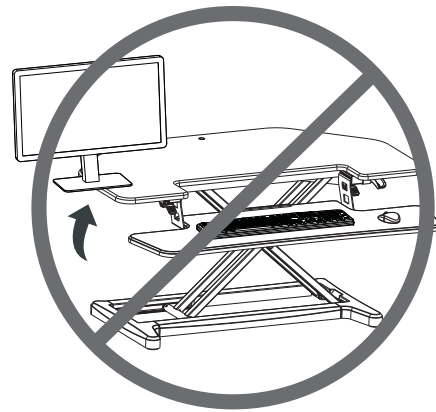


**Caution!**

Do not place your hands near the strut during adjustments. The angle of the strut joints will change during the adjustment of the desktop height and it may hurt you.

## Step 4

Place your computer devices onto the worktop of the sit-stand desk.



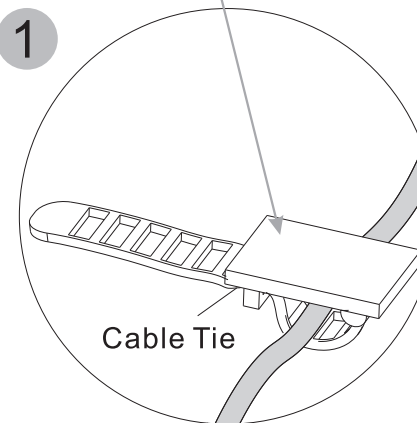
**Caution!**

Please make sure all the devices are stably placed on the desktop. Do not exceed the edge of the desktop to prevent property damage or personal injury.

## Step 5

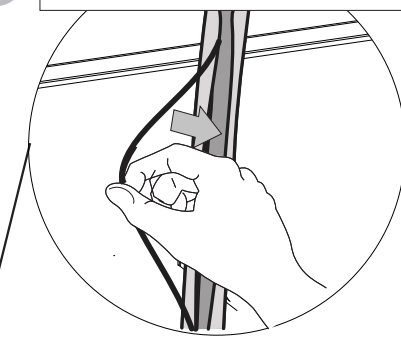
Manage the cables using the cable ties. They can be attached to the surface of the desk.

1

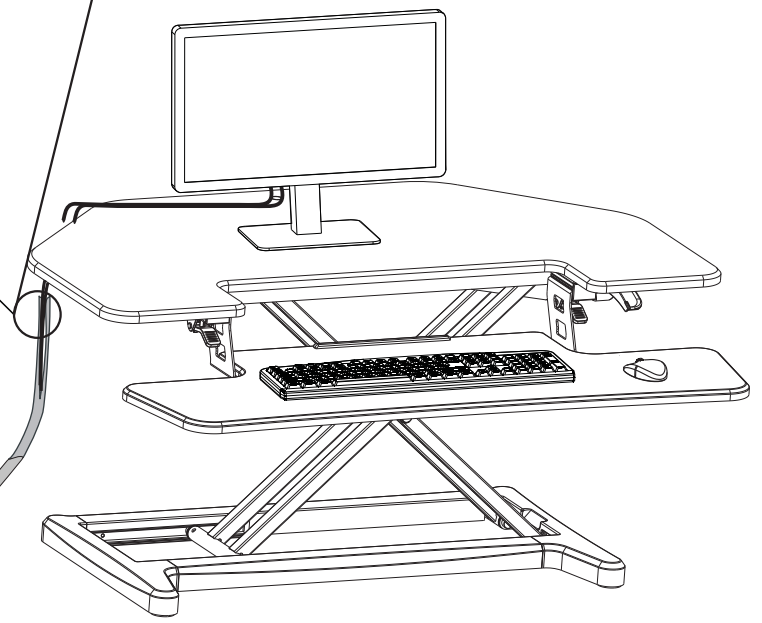


1

Manage the cables using cable sleeve.



Cable



**Caution!**

Do not tie the cables too tight. Allow the devices to move vertically to prevent property damage or personal injury.



## Warning!

Do not place your hands near the strut.  
The angle of the strut joints will change during the adjustment of the desktop height and it may hurt you.



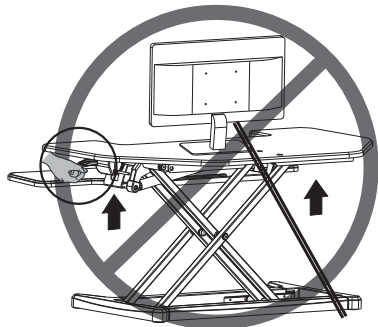
## Caution!

Please make sure all the devices are stably placed on the desktop.  
Do not exceed the edge of the desktop to prevent property damage or personal injury.



## Warning!

Lift the desktop to the top position before taking off the computer devices in order to prevent property damage or personal injury.



## Caution!

Do not tie the cables too tight.  
Allow the devices to move vertically to prevent property damage or personal injury.



## Warning!

The product must be moved by at least two people to avoid collision of moving parts and prevent property damage or personal injury.



## FlexiSpot Limited Warranty

This limited warranty offered by FlexiSpot covers defects in material or workmanship in new FlexiSpot products. This warranty extends to the original purchaser only and is non-transferable. Only consumers purchasing FlexiSpot products from authorized FlexiSpot retailers or resellers may benefit from our limited warranty.

### What is Covered?

The FlexiSpot limited warranty covers our products against defects in material or workmanship as follows:

- FlexiSpot Height Adjustable Desk Frames

All height-adjustable desks purchased on or after October 5, 2016 include a 5-year warranty for the frame, and a 3-year warranty for the motor, controller and switch, electronics and other mechanisms.

- FlexiSpot Sit-Stand Desktop Workstations

All standing desks purchased on or after October 5, 2016 include a 5-year warranty for the frame, medium-fiber desktop, and a 3-year warranty for the gas spring system and other mechanisms.

- FlexiSpot Desk Bikes

All desk bikes purchased on or after October 5, 2016 include a 3-year warranty for the frame, and a 1-year warranty for the electronics and other mechanisms.

- FlexiSpot Mini Steppers

All desk bikes purchased on or after October 5, 2016 include a 1-year warranty for the frame, and other mechanisms.

- Accessories

All monitor mounts purchased on or after October 5, 2016 include a 5-year warranty for the arms, and 3-year warranty for gas spring system and mechanisms.

### What are your Remedies?

FlexiSpot will replace at no charge to the consumer the defective parts only or, at FlexiSpot's option, replace any product or part of the product that is defective because of improper workmanship and/or material, under normal installation, use, service and maintenance. If FlexiSpot is unable to provide a replacement and repair is not practical or cannot be completed in a timely fashion, FlexiSpot may elect to refund the purchase price in exchange for the return of the product. In the rare event that your FlexiSpot product is defective, we will provide you with a replacement item shipped at no cost to you within the continental United States. The shipping method for replacement products is FedEx Ground, but expedited shipping is available if you choose to pay the additional expense. In addition, you will need to pay the shipping costs if any products need to be shipped to you at an address outside the continental United States.

**REPAIR OR REPLACEMENT (OR, IN LIMITED CIRCUMSTANCES, REFUND OF THE PURCHASE PRICE) AS PROVIDED UNDER THIS WARRANTY IS THE EXCLUSIVE REMEDY OF THE PURCHASER. FLEXISPOT NEITHER ASSUMES NOR AUTHORIZES ANY PERSON TO CREATE FOR IT ANY OTHER OBLIGATION OR LIABILITY IN CONNECTION WITH THIS PRODUCT.**

## FlexiSpot Limited Warranty

### What is Not Covered?

Our limited warranty does not cover any problem that is caused by:

1. Conditions, malfunctions or damage not resulting from defects in material or workmanship.
2. Conditions, malfunctions or damage resulting from normal wear and tear, improper installation, improper maintenance, misuse, abuse, negligence, accident or alteration.
3. Accessories, connected materials and products, or related products not manufactured by FlexiSpot.
4. Conditions, malfunctions or damage resulting from failure to follow the instructions and guidelines relating to the product's intended use.

Our limited warranty is void if a product is returned with removed, damaged or tampered labels or any alterations (including removal of any component or external cover).

### How to File a Claim?

In order to receive the benefit of our limited warranty, you need to process your claim in compliance with the terms of this limited warranty and follow proper return procedure. To request warranty service, please contact customer service via email at [contact@FlexiSpot.com](mailto:contact@FlexiSpot.com) or toll free at 855-421-2808. You will need to provide the sales receipt or other evidence of the date and place of purchase for your FlexiSpot product.

### Implied Warranties and Limitation of Damages

**EXCEPT TO THE EXTENT PROHIBITED BY APPLICABLE LAW, ALL IMPLIED WARRANTIES (INCLUDING WARRANTIES OF MERCHANTABILITY AND FITNESS FOR A PARTICULAR PURPOSE) SHALL BE LIMITED IN DURATION TO THE DURATION OF THIS WARRANTY, AND FLEXISPOT SHALL NOT BE LIABLE FOR ANY INCIDENTAL, INDIRECT, SPECIAL, OR CONSEQUENTIAL DAMAGES, INCLUDING BUT NOT LIMITED TO LOSS OF PROFITS OR REVENUE, RESULTING FROM ANY BREACH OF EXPRESS OR IMPLIED WARRANTY OR CONDITION, OR UNDER ANY OTHER LEGAL THEORY, EVEN IF FLEXISPOT HAS BEEN ADVISED OF THE POSSIBILITY OF SUCH DAMAGES.** Some jurisdictions do not allow limitations on the duration of an implied warranty or the exclusion or limitation of special, indirect, incidental or consequential damages, so the above limitations or exclusions may not apply to you.

### Governing Law

This Warranty shall be governed by the laws of the State of California, USA, without giving effect to any conflict of laws principles that may provide the application of the law of another jurisdiction.

### How State Law Applies

This Warranty gives you specific legal rights, and you may also have other rights which vary from state to state.