

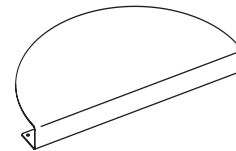
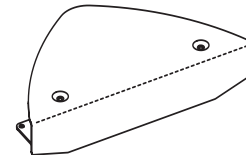
Keyboard Accessories

Adjustable Keyboards - Accessories



Accessories to complement your ergonomic arm and keyboard platform

Adjustable Corner Diagonal	Color	Model #	Weight
<ul style="list-style-type: none"> - Converts 90° and curved corners (up to 9") to useable work areas. - Allows use of adjustable arm and keyboard platform when the natural corner of the worksurface does not permit it. - Adjusts to fit 1" to 2¼" thick worksurfaces. - Clamping design eliminates spacers, saving installation time. - Works with the Pinnacle 2 and Paramount arms. - Works with the following platforms: 2180S, 2181SN, 2100FT, 317RL, 2110D, 2110RL, 180 - Dimensions: 12" W x 1¾" H 	Black	179ACD	3
<p>Compact Corner Diagonal</p> <ul style="list-style-type: none"> - Converts 90° corners and diagonal corners less than 17" to usable work areas. - Moves operator closer to worksurface. - Designed specifically to fit model #321RL with Pinnacle 2 Arm. - Works with the Pinnacle 2 and Paramount arms. - Works with the following platforms: 188, 488, 2180S, 2181SN, 2100FT, 317RL, 2110D, 2110RL, 2110RLN, 321RL, 180, 187, 487 - Dimensions: 17½" W x 1½" H 	Black	179CCD-1 1/2B	4
	Gray	179CCD-1 1/2G	4



Continued on reverse...

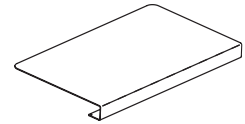
At WorkRite we believe that every body has a right to work comfortably and safely for maximum productivity. You can trust WorkRite - as 75% of Fortune 100 companies have - to create innovative solutions that flex to the diverse range of user needs, preferences and settings at work today.

Keyboard Accessories

Adjustable Keyboards - Accessories

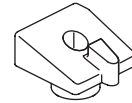
Corner Rectangle

	Color	Model #	Weight
<ul style="list-style-type: none"> - Converts 90° corners and corners with keyboard cutouts to usable diagonal corners. - Works with all WorkRite keyboard arms. - Works with the following platforms: 188, 488, 2180S, 2181SN, 2100FT, 317RL, 2110D, 2110RL, 2110RLN, 321RL, 180, 187, 487, 383, 385RL, 386RL, 482, 483, 485, 486, 182, 183, 185, 186 - Dimensions: 26" x 15" x 1½". 	Black	179CR	4
	Gray	179CR-G	4



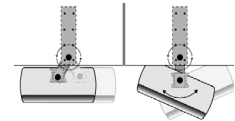
Pinnacle 2 Arm No Positive Tilt Kit

<ul style="list-style-type: none"> - For "no positive tilt" ergonomics applications. - No tools required to install. - Restricts PinnacleArm tilt to a range of 0° to -15°. - For use with all Pinnacle 2 Arms. 	3170-P2NPT	1
---	------------	---



Swivel Plate

<ul style="list-style-type: none"> - Mounts between adjustable arm and platform. - Provides an additional 45° pivot point for extra adjustability and special storage or mounting requirements. 	2179-SP	2
---	---------	---



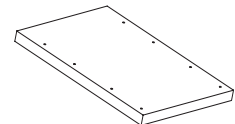
Clip-On Mouse Palm Support

	Color	Palm Support	Model #	Weight
<ul style="list-style-type: none"> - Attaches to accessory mouse platforms - Supports wrist for ergonomic mousing 	Black	Jel	2120-25J	1
		No Jel	2120-25	1
<ul style="list-style-type: none"> - Adds mouse support to the following products: Banana-Board® (2180S, 2181SN) Revo™ Platforms (2100FT) Mouse-Under™ Platforms (2110) Standard Platform with Slide (180S) - Easily clips on and off for storage 	Gray	Jel	2120-26J	1
		No Jel	2120-26	1



Mounting Spacers

	Length	Model #	Weight
<ul style="list-style-type: none"> - For mounting adjustable arms when edge is thicker than the rest of the worksurface. - Select 16" or 21" length and desired thickness. 	16"	177-16-1/4	1
		177-16-1/2	1
		177-16-3/4	1
		177-16-1	1
	21"	177-21-1/4	1
		177-21-1/2	1
		177-21-3/4	1
		177-21-1	1



The following are federally registered trademarks of WorkRite Ergonomics: Stylized I®, and WorkRite Ergonomics®. The following are trademarks of WorkRite Ergonomics: JelRite™, LeatheRite™, Mouse-Forward™, Optimizer™ and Quick Ship Logo™.