



The Conform LT Dual is designed to support two lightweight monitors weighing from 1–14 pounds. The single mount design features two arms that move independently to enable users to share one screen while keeping the second private. Conform LT Dual's streamlined design features a high performance spring and parallel link that keep monitors perfectly balanced while providing easy vertical adjustment. Conform LT Dual is available with a C-Clamp and Grommet mount and comes with a 10 year warranty ensuring years of reliable performance and adjustability.

#### FEATURES:

- Streamlined design for simple specification
- Includes Quick Release Adapters
- Ideal for lightweight monitors (supports two 1–14 lb monitors)
- Smooth lifting through a high performance spring
- Designed for fast, easy installation
- Warranty: 10 years

# MONITOR ARMS

## CONFORM LT DUAL

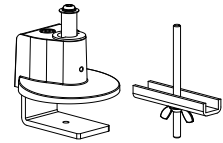
### SPECIFICATIONS

#### Arm

- Supports: Two 1–14 lb monitors
- Maximum monitor height: 13.5" (full range of motion)
- Maximum monitor width: 32" (w/ loss of reach)<sup>(1)</sup>
- Articulation range: 13"
- Forward reach: 21.5" <sup>(1)</sup>
- Stowed depth: 4.25"
- Monitor:
  - Tilt: +45°/-90°
  - Pivot: +/-90°
  - Rotation: +/-90°
- Standard VESA (75 mm & 100 mm)
- Mounts included with arm:
  - C-clamp or Grommet
- Warranty: 10 years
- Color: silver

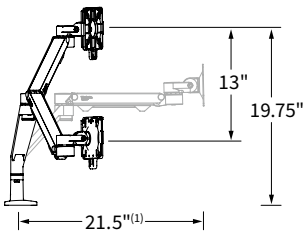
#### C-Clamp/Grommet Base

- Convenient top adjusting C-clamp design
- Includes both C-clamp & grommet mounting hardware
- 180° pivot limiter on lower arm for space constrained environments
- Supports up to 48 lb

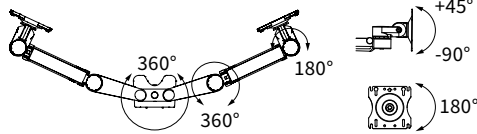


### DIMENSIONS

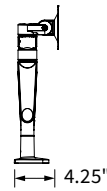
#### Reach & articulation range



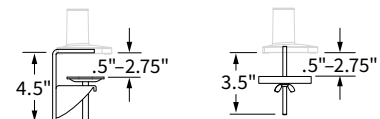
#### Pivot, tilt & rotate



#### Stowed depth



#### Mounting clearance



(1) Adjustment decreases as monitor width increases on dual arm configurations. Values shown are maximums.

DESCRIPTION	MODEL #	COLOR
LT Dual Arm with C-Clamp and Grommet Mount	CONF-LT-2SA-TPCG-S	Silver

