



E2 CONNEX

MONITOR ARMS



HAT
DESIGN WORKS™
HUMAN ACTIVE TECHNOLOGY

CONFIGURABLE. EXPANDABLE. ENHANCED.

The E2 Connex monitor arm is designed to enhance interactions between you and your technology. With E2 Connex, you can add or remove monitors without compromising your original configuration.



Choose between static or dynamic arms or add sliders for fine-tuned monitor adjustment. Easy to install, easy to change up, and easy to accessorize, the E2 Connex monitor arm helps to build a complete, individualized workspace.

FEATURES

- **Easy:** Quick install with our top down clamp mount.
- **Modular:** Easily expand set-up to include more (or larger) monitors.
- **Adaptable:** Add or remove monitors without compromising the original configuration.
- **Convenient:** Our available Snap-On Charging Cap adds convenient, fast-charging USB ports to your workspace.
- **Compatible:** VESA-monitor compatible - 75mm & 100mm VESA adapters included.

SPECIFICATIONS

Finishes

- Flat White
248
- Silver
124
- Vista Black
104

Mount: C-Clamp, Grommet

Compatibility: Up to 1.5" desk thickness

Mount Conversion Kits

8524-FM-CK: Flexmount Conversion Kit

8524-TM-CK: Thru-Desk Conversion Kit

Laptop Tray

8510-_-_-

WARRANTY

10 Years

E2 CONNEX DYNAMIC



E2 CONNEX DYNAMIC SINGLE


Screen Size: Any size within weight capacity

Weight Capacity:

Flat Monitor: 2 - 20 lbs.

Curved Monitor: Up to 16 lbs.

Part Number: E2-01-SD-___

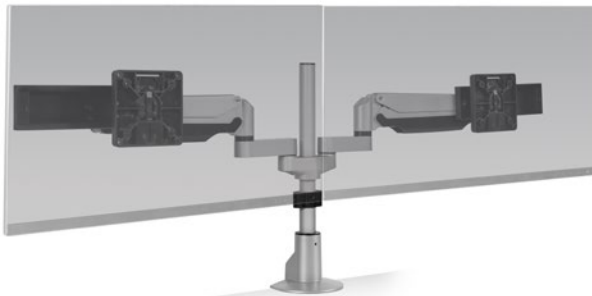


E2 CONNEX DYNAMIC DUAL

Screen Size: Up to 32", bezel measured left to right

Weight Capacity: 2 - 20 lbs. per monitor

Part Number: E2-02-D-___

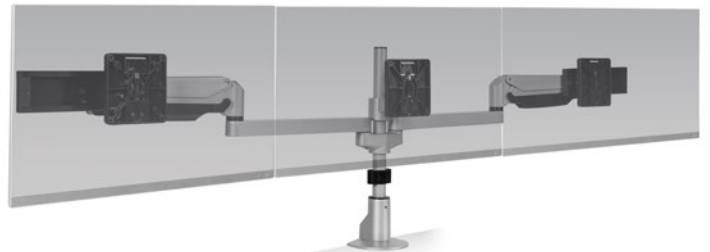


E2 CONNEX DYNAMIC DUAL WIDE

Screen Size: Up to 39", bezel measured left to right

Weight Capacity: 2 - 20 lbs. per monitor

Part Number: E2-02-SD-___



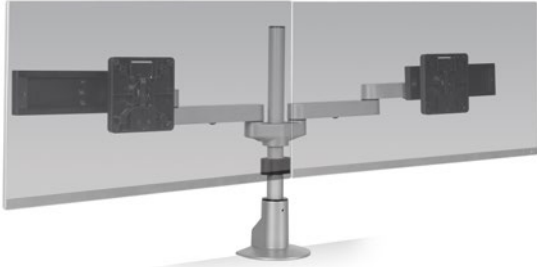
E2 CONNEX DYNAMIC TRIPLE

Screen Size: Up to 28.5", bezel measured left to right

Weight Capacity: 2 - 20 lbs. per monitor

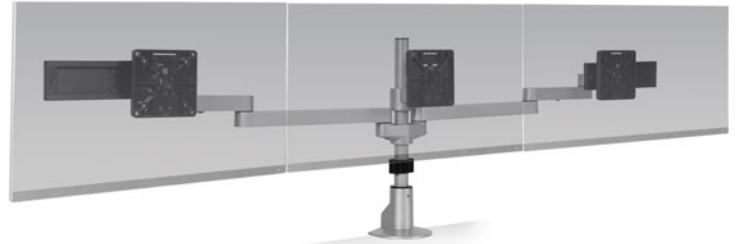
Part Number: E2-03-SD-___

E2 CONNEX STATIC




E2 CONNEX STATIC DUAL

Screen Size: Up to 37", bezel measured left to right
Weight Capacity: 2 - 20 lbs. per monitor
Part Number: E2-02-SS-___



E2 CONNEX STATIC TRIPLE

Screen Size: Up to 27.5", bezel measured left to right
Weight Capacity: 2 - 20 lbs. per monitor
Part Number: E2-03-SSS-___



E2 CONNEX STATIC ONE OVER ONE

Screen Size:
One Flat Monitor: Up to 43", 16:9 aspect ratio
Two Flat Monitors: Up to 49", 21:9 aspect ratio
Two Curved Monitors: Up to 49", 21:9 aspect ratio
Weight Capacity:
Flat Monitors: Up to 40 lbs. per monitor
Curved Monitors: Up to 26.5 lbs. per monitor
Part Number: E2-11-HD-___

