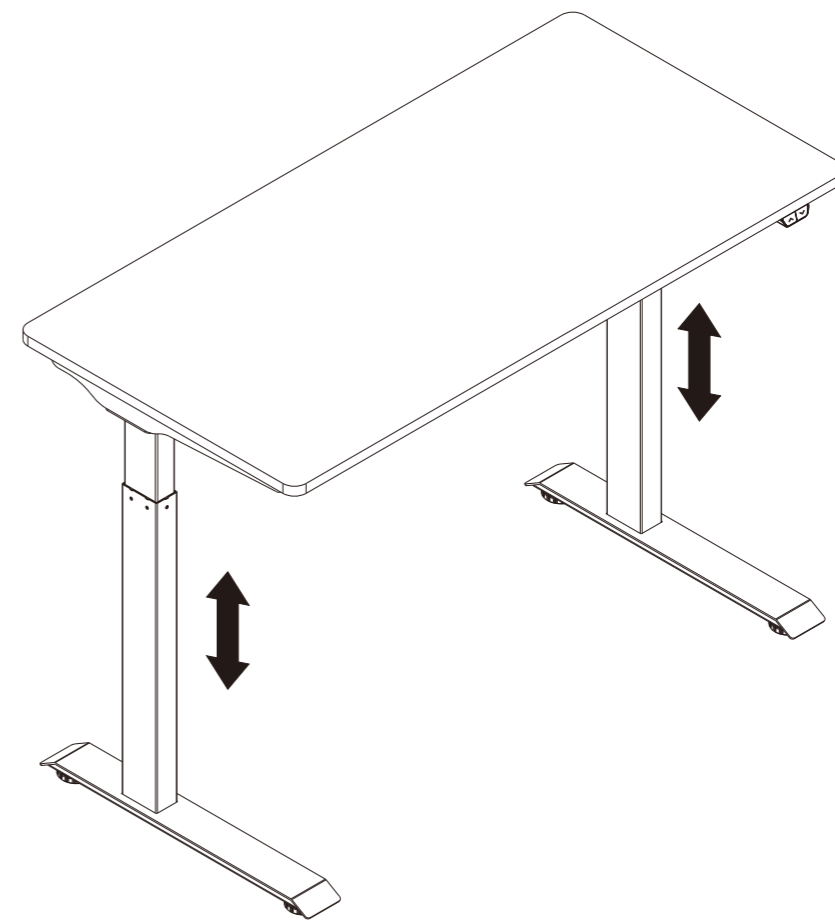


FLEXISPOT



Item No. EC9B/EC9S/EC9W
Installation Guide

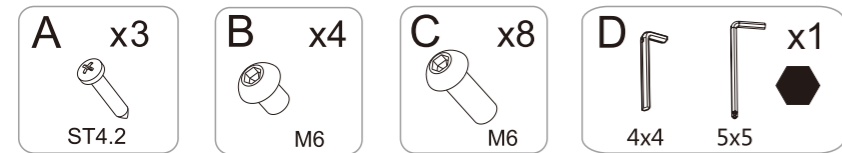
Actuator is certified and supplied by Loctek Linear Motion

Specifications

Column No.	2
Max. Weight Capacity	110 lbs (50 kg)
Max. Speed	1"/s
Input Voltage	100 - 240 V
Min. Height	28. 7" (730 mm)
Max. Height	48. 4" (1230 mm)
Desktop size	47. 2" (1200mm) (Length) 23. 6" (600mm) (Width)
Duty Cycle	10% (Working 2 minutes then stop 18 minutes)
Working Temperature	32° - 104° F

Accessory Package

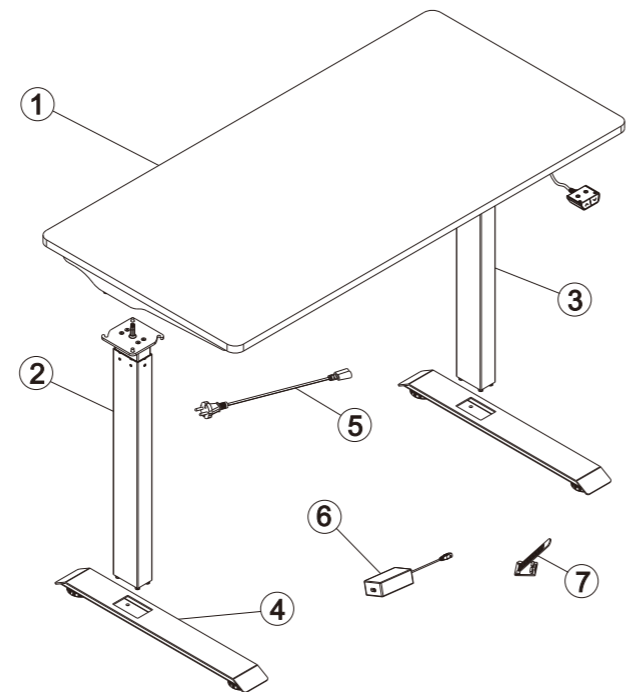
Figures shown are for reference only. Please contact customer service if there are any accessory or tools missing.



Parts Included

NO.	Parts	Qty	NO.	Parts	Qty	NO.	Parts	Qty
①	Tabletop	1	②	Lifting column	1	③	Lifting column (With cable)	1
④	Feet	2	⑤	Power cord	1	⑥	Adapter	1
⑦	Cable tie	4						

Diagram of Components



Step 1

Install the lifting column

Rotate the column after inserting it to the bottom to avoid height difference

Insert the hexagon of the column head along the guide groove with the wired end facing the motor.

Rotate the column after inserting it, making the screws on the supporting beam into the column slot

Tighten the M6 screws with 4x4 allen key

Install the lifting column (2) (3) to the tabletop(1), then tighten the screws (B) with allen key (D)

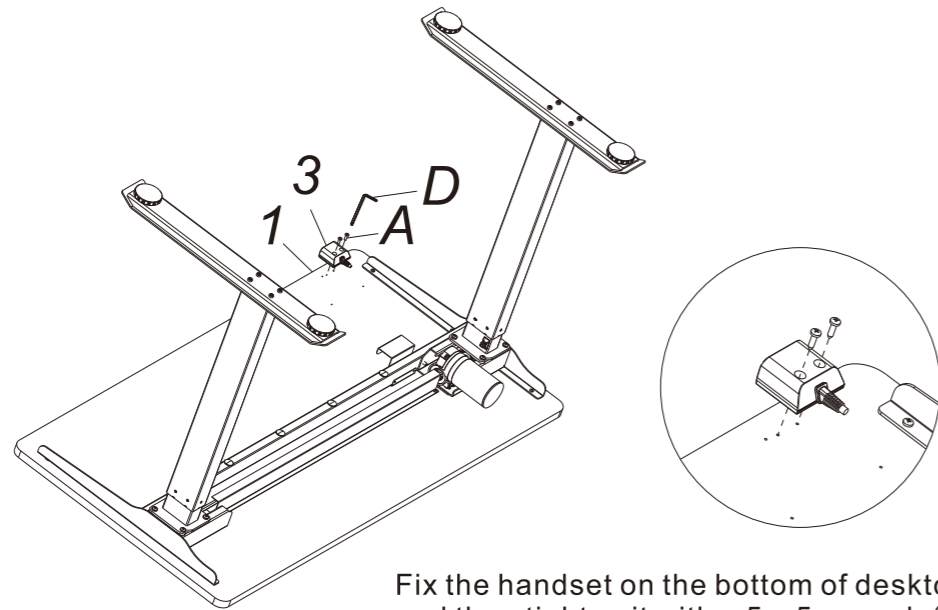
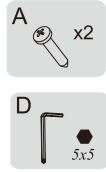
Step 2

Install the feet

Install the feet (4) to the lifting columns (2) (3) with the screw (C) and tighten it with 4x4 wrench (D)

Step 3

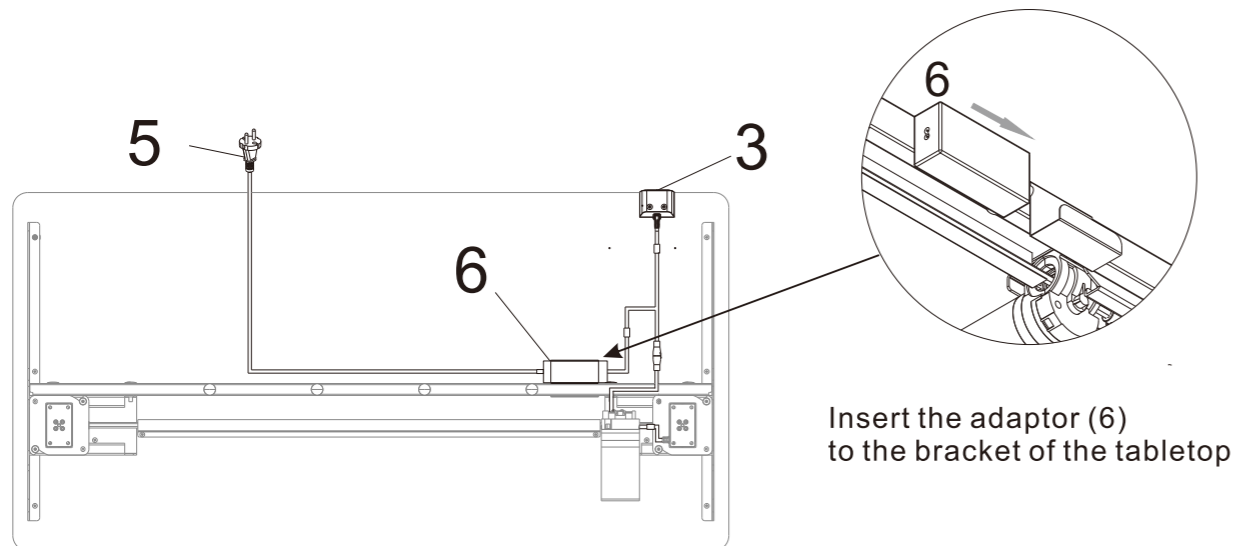
Install the hand switch



Fix the handset on the bottom of desktop with screws (A), and then tighten it with a 5 × 5 wrench (D).

Step 4

Connect cables to the adapter



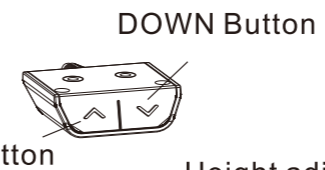
Insert the adaptor (6) to the bracket of the tabletop



Fix the cables to the tabletop with cable management (7) to keep desk clean.

Keypad Instruction

Keypad



● ▲	UP Button, used to lift the desk surface
● ▼	DOWN Button, used to lower the desk surface

Height adjusting function

Press the UP button or DOWN button to lift or lower the height of desk surface.

Troubleshooting

This list is used for checking and solving common faults and errors. Please contact the manufacturer if problem you encounter is not on the list below.

Faults	Solution
No response when you pressing and holding DOWN button	<ol style="list-style-type: none"> 1. Check all cables are connected well. 2. Contact the distributor or the manufacturer.
Can not lift from the Bottom	<ol style="list-style-type: none"> 1. Check if the loading weights more than 110 lbs. 2. Contact the distributor or the manufacturer.
Overworked beyond duty cycle: Max 2 min on/18 min off	<ol style="list-style-type: none"> 1. Keep the power on and stop working for 30 minutes 2. Contact the distributor or the manufacturer.
Desktop is uneven after installation	<ol style="list-style-type: none"> 1. Please make sure parts ⑤ transmission rod rotate less than 1/3 circle.

Attention

- Power supply: AC100 - 240 V, frequency 50/60HZ;
- Working environment: 32° - 104° F;
- Before cleaning, you have to unplug the power supply cable. Clean with a slightly damp cloth to wipe away the surface dust. Keep all electrical components away from liquids. Do not damage the connection line and keep the plug in a safe position.
- Inside the control box, there are electronic components, metal parts, plastic parts, wires and so on. They should be disposed in accordance with the local laws and regulations. They cannot be disposed as household waste.
- Before using the product, please make sure the product has been installed correctly.
- Before starting use of the product, please read the instructions to fully understand all the product's functions and settings.
- Keep children away from electric height-adjustable desks, control units and handsets. Manufacturer is not responsible of any damages that result from children's unpredictable behaviour.
- Slight noise caused by the multi wedge belt or brake system will not impact the use of this product.
- Do not use corrosive or abrasive materials to clean this product and please dispose of cleaning solutions in an environmentally friendly manner.
- Understand the risks associated with using this product. Children or those with cognitive impairment should not use this product without supervision.
- Please operate in a clean and safe environment. For example, do not left around your tools. And always be careful to deal with packaging materials, in order to avoid any kinds of possible danger. Potential choking risk exists when children play with plastic bags!
- If necessary, retain the original package for future transportation.

Recycling and Disposal



This product cannot be disposed of as household waste. To prevent damage to the environment, this product should be recycled. Please use the relevant recycling systems available to you or contract the distributor or manufacturer for recycling assistance.

FlexiSpot Limited Warranty

This limited warranty offered by FlexiSpot covers defects in material or workmanship in new FlexiSpot products. This warranty extends to the original purchaser only and is non-transferable. Only consumers purchasing FlexiSpot products from authorized FlexiSpot retailers or resellers may benefit from our limited warranty.

What is Covered?

The FlexiSpot limited warranty covers our products against defects in material or workmanship as follows:

·FlexiSpot Height Adjustable Desk Frames

All height-adjustable desks feature a 5-year warranty for the frame & motor and a 2-year warranty for the controller, switch, electronics and other mechanisms from the year of 2019.

·FlexiSpot Sit-Stand Desktop Workstations

All sit-stand desktop workstations feature a 5-year warranty for the frame and MDF desktop and 3-year warranty for the gas spring system and other mechanisms from the year of 2019.

·FlexiSpot Desk Bikes

All desk bikes and parts, including the frame, electronics, and other mechanisms, feature a 1-year warranty from the year of 2019.

·FlexiSpot Mini Steppers

All Mini Steppers feature a 3-year warranty from the year of 2019.

·FlexiSpot Monitor Mounts

All monitor mounts and parts, including arms, gas spring systems and other mechanisms, feature a 5-year warranty from the year of 2019.

What are your Remedies?

FlexiSpot will replace at no charge to the consumer the defective parts only or, at FlexiSpot's option, replace any product or part of the product that is defective because of improper workmanship and/or material, under normal installation, use, service and maintenance. If FlexiSpot is unable to provide a replacement and repair is not practical or cannot be completed in a timely fashion, FlexiSpot may elect to refund the purchase price in exchange for the return of the product. In the rare event that your FlexiSpot product is defective, we will provide you with a replacement item shipped at no cost to you within the continental United States. The shipping method for replacement products is FedEx Ground, but expedited shipping is available if you choose to pay the additional expense. In addition, you will need to pay the shipping costs if any products need to be shipped to you at an address outside the continental United States.

REPAIR OR REPLACEMENT (OR, IN LIMITED CIRCUMSTANCES, REFUND OF THE PURCHASE PRICE) AS PROVIDED UNDER THIS WARRANTY IS THE EXCLUSIVE REMEDY OF THE PURCHASER. FLEXISPOT NEITHER ASSUMES NOR AUTHORIZES ANY PERSON TO CREATE FOR ANY OTHER OBLIGATION OR LIABILITY IN CONNECTION WITH THIS PRODUCT.

FlexiSpot Limited Warranty

What is Not Covered?

Our limited warranty does not cover any problem that is caused by:

1. Conditions, malfunctions or damage not resulting from defects in material or workmanship.
 2. Conditions, malfunctions or damage resulting from normal wear and tear, improper installation, improper maintenance, misuse, abuse, negligence, accident or alteration.
 3. Accessories, connected materials and products, or related products not manufactured by FlexiSpot.
 4. Conditions, malfunctions or damage resulting from failure to follow the instructions and guidelines relating to the product's intended use.
- Our limited warranty is void if a product is returned with removed, damaged or tampered labels or any alterations (including removal of any component or external cover).

How to File a Claim?

In order to receive the benefit of our limited warranty, you need to process your claim in compliance with the terms of this limited warranty and follow proper return procedure. To request warranty service, please contact customer service via email at contact@FlexiSpot.com or toll free at 855-421-2808. You will need to provide the sales receipt or other evidence of the date and place of purchase for your FlexiSpot product.

Implied Warranties and Limitation of Damages

EXCEPT TO THE EXTENT PROHIBITED BY APPLICABLE LAW, ALL IMPLIED WARRANTIES (INCLUDING WARRANTIES OF MERCHANTABILITY AND FITNESS FOR A PARTICULAR PURPOSE) SHALL BE LIMITED IN DURATION TO THE DURATION OF THIS WARRANTY, AND FLEXISPOT SHALL NOT BE LIABLE FOR ANY INCIDENTAL, INDIRECT, SPECIAL, OR CONSEQUENTIAL DAMAGES, INCLUDING BUT NOT LIMITED TO LOSS OF PROFITS OR REVENUE, RESULTING FROM ANY BREACH OF EXPRESS OR IMPLIED WARRANTY OR CONDITION, OR UNDER ANY OTHER LEGAL THEORY, EVEN IF FLEXISPOT HAS BEEN ADVISED OF THE POSSIBILITY OF SUCH DAMAGES. Some jurisdictions do not allow limitations on the duration of an implied warranty or the exclusion or limitation of special, indirect, incidental or consequential damages, so the above limitations or exclusions may not apply to you.

Governing Law

This Warranty shall be governed by the laws of the State of California, USA, without giving effect to any conflict of laws principles that may provide the application of the law of another jurisdiction.

How State Law Applies

This Warranty gives you specific legal rights, and you may also have other rights which vary from state to state.