




CAUTION

*Please surely fasten all the screws to the tightest when Use the stand.

*Not for use while driving.

Max load:
when moving 1.5KG
when immobility 3KG



TRAY x 1



REAR STOP x 1



KNOB x 12



HOLDING BAR x 4



SUCTION BASE x 1



MARM ® x 1



MARM (L) x 1



SCREW x 7




BALL CLAMP (L) x 2



LARM x 4




BALL CLAMP (R) x 2



Press the SUCTION BASE on the windshield and tighten the TURNTABLE



SCREW the TRAY onto the BALL HEAD of the ARM.



X5

Screw the HOLDING BAR and REAR STOP onto the TRAY with the KNOB



Keep the ARM close to the central console will reduce the vibration.