



SITMATIC®

AUTOSIT.™



HEAVY ERGONOMICS, SLENDER DESIGN.

Contemporary aesthetic.



AUTOSIT. FEATURES



PressureCast™ Cushions

Using a special formulation and cast under high pressure, PressureCast™ foam is incredibly resilient for comfort, yet high-density for longevity.

The Perfect Height

Five different seat heights, ranging between 16" and 34", ensure a perfect fit for everyone at every workstation.

Cool Suspension

Breathable suspension material conforms to your body's natural curves. Anti-run technology ensures accidental punctures do not prematurely end the life of your chair.

Greatest Range

The lumbar pad adjusts in height over a 4" range. Additionally, the backrest adjusts 2¼" bringing the full range of adjustability to over 6".

Better Mobility

Oversized, 60 mm casters roll easily through plush carpet. Riveted for life-long durability. A reinforced nylon base is standard with cast aluminum upgrade optionally available.

THE AUTOSIT. FAMILY



LOW BACK

ASU22 AT (Shown armless)

Designed for modern workspaces with flexibility in mind. AutoSit scores in conference rooms, training rooms or touchdown spaces.



MID BACK

ASU32 SP (Shown with 4D arms)

Designed where form meets function, AutoSit balances true ergonomic adjustments while maintaining beautiful lines and slim profiles.



MESH BACK

ASM32 SP (Shown with 4D arms)

Beautiful Italian design that does not sacrifice all-day-comfort or durability. Sitmatic's take on stylish, versatile, seating in modern office spaces.



WHITE FRAME

FW (Shown on ASU32 with BAP26 base, 4D arms)

AutoSit's white frame brings fresh and contemporary styling to any office or conference room.



STOOLS

HM or HT (Shown as ASU22 HT with BAB28 base, 4D arms)

For laboratory or counter height tasks. Two stools; mid and tall heights, optional footrings or heavy-duty standings available.

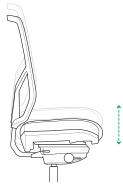


AUTOSIT. TECHNICAL SPECS

CONTROL FUNCTIONS



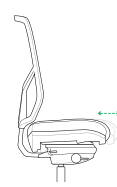
SynchroPosture™



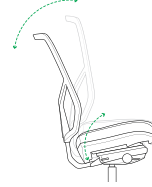
Height adjustable.



Backrest height adjustment.



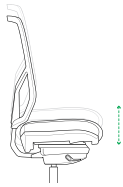
2½" seat depth adjustment.



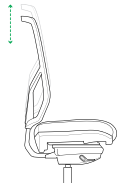
Tension adjustable, synchronized rocking, lockable in 5 different positions.



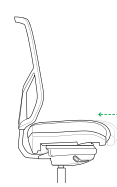
AutoTension™



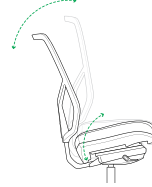
Height adjustable.



Backrest height adjustment.

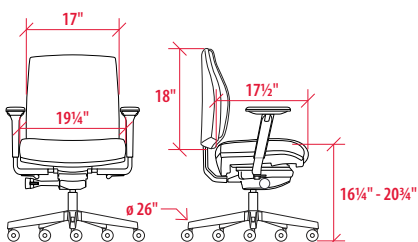


2½" seat depth adjustment.

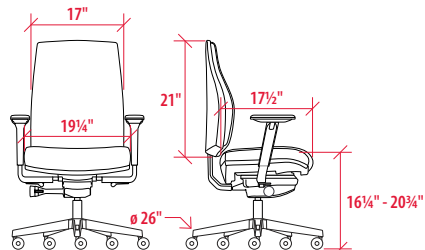


Automatic tension, synchronized rocking, lockable in 5 different positions.

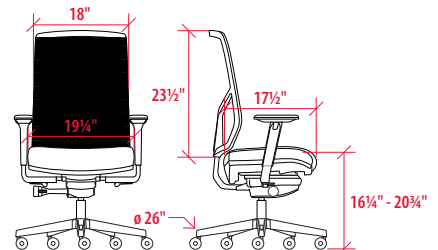
OVERALL DIMENSIONS



ASU22
AutoSit. Mid Back



ASU32
AutoSit. Standard Back



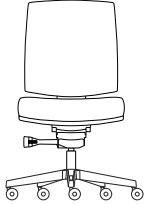
ASM32
AutoSit. Mesh Back



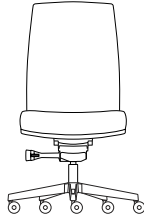
AUTOSIT. CUSTOM FIT OPTIONS

For more information about custom fit options, please contact customer service at (800) 288-1492.

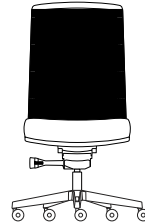
BACKREST OPTIONS



ASU2
Mid Back
17" high x 17" wide

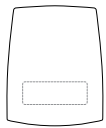


ASU3
Standard Back
21" high x 17" wide



ASM3
Mesh Back
23½" high x 18" wide

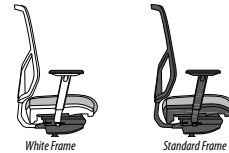
BACKREST ADD-ONS



AL
Air Lumbar
Inflatable air lumbar bladder
Available on 051 & 053 models only.



HR
Upholstered Headrest
Height & Angle Adjustable Headrest
Available on 053 & 057 models only.




FW
White Frame
Backrest shell, mesh frame, and seat shell.
4D arm uprights, if specified.
White base not available.


MESH OPTIONS




/151
Black Mesh
Default if no mesh color selection is made.



/152
Natural Mesh
Off white color.



/154
Coffee Mesh

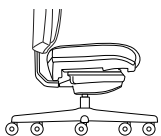


/155
Silver Mesh



/156
Royal Mesh

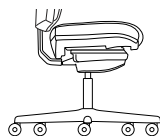
SEAT HEIGHT OPTIONS



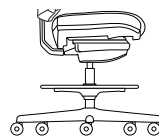
HL
Low Desk Height
14¾" - 17½"
Requires flat base.
Not compatible w/ standard or polished base.



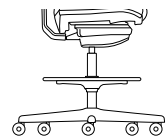
STANDARD
Standard Height
16¼" - 20¾"



HX
Extended Seat Height
19" - 25¾"
Requires flat base.
Not compatible w/ standard or polished base.



HM
Medium Stool Kit w/ Footring
21¾" - 29½"
Requires flat base.
Not compatible w/ standard or polished base.

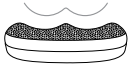


HT
Tall Stool Kit w/ Footring
24¼" - 34½"
Requires flat base.
Not compatible w/ standard or polished base.

AUTOSIT. CUSTOM FIT OPTIONS


For more information about custom fit options, please contact customer service at (800) 288-1492.

SEAT ADD-ONS



SM

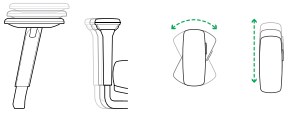
Memory Foam Seat
1" memory foam seat topper.



SC

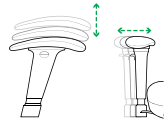
Seat Coccyx Cut-Out for Tailbone Relief; includes (SM) option.

ARMREST OPTIONS



4D

Height & Width Adjustable Arms
w/ Depth Adjustable, Pivoting Caps
Compatible with AI mechanism only.



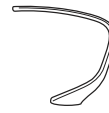
7K

Height & Width Adjustable, Forward Slanting Arms
Shown w/ (K) Kidney-Shaped Urethane Caps



3N

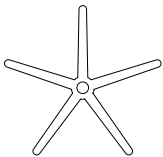
Fixed Nylon Arms
Black nylon conference arms.



3P

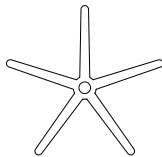
Fixed Polished Aluminum Arms
Polished aluminum conference arms.

BASE OPTIONS



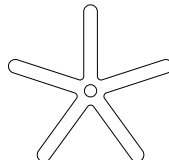
STANDARD

AutoSit Nylon Base
26" Diameter
Compatible with standard seat height only.



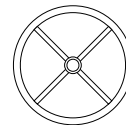
BAP26

Polished Aluminum Base
26" Diameter
Compatible with standard seat height only.



BAB28

Extended Aluminum Base
28" Diameter
Standard when a non-standard seat height is specified.




FR20

Footring
Height Adjustable, 20" Diameter
(Most Popular)

FR24

Footring
Height Adjustable, 24" Diameter



SR21

Heavy Duty Standing
Height Adjustable, 21" Diameter
Available for chairs w/ HM or HT.

CASTER OPTIONS



CS

Hard Floor Casters
Soft Outer Tread



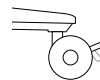
CA

Anti-runaway, Safety, Soft Tread Casters
Locks when Unoccupied



GL

Glides
For Extra Stability
Non-rolling



CM

Manual Locking Casters
Lockable w/ Switch



SITMATIC®

Exceptional Range of Seating Solutions



Management, Executive and Conference Seating



Highly Ergonomic Seating



Occasional and Stacking Chairs



Auditorium and Public Area Seating

For further information on our comprehensive range of seating please visit our website or call our toll free number. Specifications are subject to change without notice.



Green Check Certified

Sitmatic

1800 Raymer Avenue
Fullerton, California 92833

Tel: 800.288.1492
714.888.2500

Fax: 714.888.2505

E-Mail: Info@Sitmatic.com

Website: www.sitmatic.com

Sitmatic seating is covered by our comprehensive lifetime structural warranty. Specifications are subject to change without notice.

Sitmatic seating has passed the stringent testing procedures established by; ANSI/ BIFMA and CAL 117.

Sitmatic literature is printed on certified recycled paper and paper from well-managed forests and controlled sources.

Our products are certified compliant for LEED-CI indoor environmental air quality. Choosing Sitmatic chairs for your work place contributes to a cleaner, safer, more sustainable environment.

©2025 SITMATIC