



PERFECT SOLUTIONS FOR COMFORT AND EFFICIENCY

Workrite's workcenter accessory program provides complete solutions for outfitting the modern workcenter.

Select from a wide variety of options for use below the worksurface including modesty panels, foot rests, CPU holders, wire management tools and mobile pedestals, just to name a few.

Workrite's accessory products are not only compatible with our adjustable height workcenters, they can also be used with many of the most popular furniture systems and other adjustable height workstations in the market today.



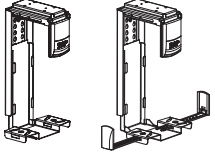
The Sierra Modesty Panel is available in seven colors to complement any decor.



The 920 CPU accommodates the widest range of CPU sizes.

WORKCENTER ACCESSORIES—UNDER DESK

Fixed Mount 920 CPU Holder



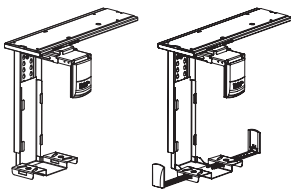
- Modular design accommodates modern CPU sizes from 9.75" to 18.5"H, 1.25" to 8.75"W, 8" to 19.25"D
- Height range adjusts in .75" increments
- Non-Locking versions have no depth limitations
- 16" track allows 10" travel & 360° swivel for easy access to rear of CPU and under-desk storage
- Multiple mounting options include fixed wall mount, fixed under desk mount and track mount
- Supports CPUs up to 75 lb.
- Available in silver only
- Security lock kit retrofit option available

Mounting	Model#
Fixed Mount	920-F
Locking Fixed Mount	920-FL

Lock Kit	920-LK
----------	--------



Track Mount 920 CPU Holder



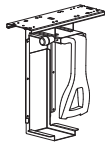
- Modular design accommodates modern CPU sizes from 9.75" to 18.5"H, 1.25" to 8.75"W, 8" to 19.25"D
- Height range adjusts in .75" increments
- Locking version includes adjustable bottom bracket, keyed locks and tamper resistant screws for track mount
- 16" track allows 10" travel & 360° swivel for easy access to rear of CPU and under-desk storage
- Multiple mounting options include fixed wall mount, fixed under desk mount and track mount
- Supports CPUs up to 75 lb.
- Available in silver only

Track Mount	920-T
Locking Track Mount	920-TL

Lock Kit	920-LK
----------	--------



Vertical CPU Holder



- Locking lever device allows 360° rotation of the CPU and safely keeps it off the floor
- Adjusts without tools for PC towers 15"– 24"H × 3"– 9"W
- Standard 17" nylon glide track installs easy to under workstation
- Supports CPUs up to 50 lb.
- Available in black only

900


Locking Vertical CPU Holder



- Includes security lock system
- Locking lever device allows 360° rotation of the CPU and safely keeps it off the floor
- Adjusts without tools for PC towers 15"– 24"H × 3"– 9"W
- Standard 17" nylon glide track installs easy to under workstation
- Supports CPUs up to 50 lb.
- Available in black only

902

Mobile CPU Holder



- Adjustable width fits CPUs from 3.625" to 7.875" wide
- Friction pads on sides & bottom hold CPU in place
- 4 dual wheel casters for easy mobility
- 2 locking casters keep CPU from moving
- Supports CPUs up to 100 lb.
- Available in black only

950-B

Casters



- Low profile locking casters, 2"W × 1.5"H
- Casters raise workcenters by 1" and will affect accuracy of height display on digital switches
- Use with all Styled Foot and Flat Foot Sets (not available on Cascade Workcenters)
- Four (4) casters required for 2-leg workcenters, five (5) casters required for 3-leg workcenters

Quantity	Model #
----------	---------

4	95234
---	-------

5	95235
---	-------

Mobile Pedestal



SIN #711-3

- Lockable Box/File accommodates letter or legal sized files
- Caster set with two locking and two non-locking casters
- Top drawer features ¾ extension, file drawer features full extension
- All slides include steel ball bearing suspension
- Outside dimensions: 21.375"H × 15.25"W × 21.875"D

Color	Model #
-------	---------

Black	800B
-------	------

Graphite	800G
----------	------

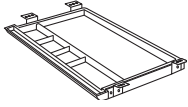
Silver	800S
--------	------

WORKCENTER ACCESSORIES—UNDER DESK

Not on GSA Contract

Model #

KD-75

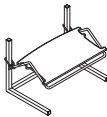
Center Drawer Solution

- Installs under worksurface providing convenient sliding drawer access to popular work tools
- Steel ball bearing track guarantees a smooth operation
- Injection molded plastic with radius front edge
- Overall dimensions: 16"D × 21.5"W × 2"H, storage space: 18.5"W × 10"D
- Load rating: 25 lb.
- Fixed height position keyhole mounting bracket
- Available in black only

Angle FootRester™

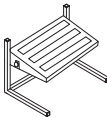
- Angle adjustable
- Phenolic platform measures 23"W × 11"D, with 3" height from the floor
- Available in black only

210-WIDE

Height & Angle FootRester™

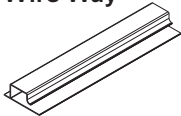
- Height and angle adjustable for maximum comfort
- Phenolic platform measures 23"W × 11"D, can be adjusted from 6" – 15" above the floor in .75" increments
- Available in black only

215-WIDE

Production FootRester™

- Height and angle adjustable for maximum comfort
- Metal platform measures 23"W × 11"D, can be adjusted from 6" – 15" above the floor in .75" increments
- Available in black only

230-WIDE

Wire Management**Wire Way**

- Provides roomy 1.75 × 1.25 channel under worksurface to securely store wires and cables, mounting flange is 3.5 wide
- Variable lengths to accommodate all workcenter types and sizes
- Installation with hardware provided
- Available in black only

Length

Model #

2'

95222

3'

95223

4'

95224

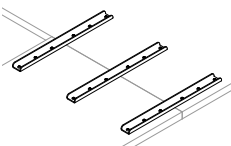
5'

95225

Wire Management

- Vertical wire manager is 54" long and comes complete with weighted foot and worksurface attachment clips
- Designed to manage cables from under worksurface to floor
- Open tab design allows cables to easily snap in or out of manger
- Keeps cables neat and organized while making height adjustments
- Accommodates up to 1" diameter of bundled cables
- Available in black only

95201

Installation Hardware**Joining Kits**

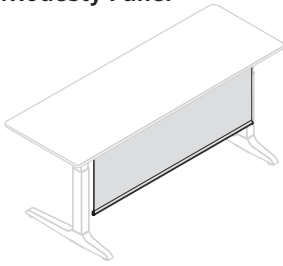
- Join your worksurfaces together with this kit.
- Contains three 17" × 1.5" × .625" splice brackets, eighteen #12 × .75" screws and an instruction sheet.
- Use one joining kit to connect two worksurfaces, or two kits to join three worksurfaces.

4400038



WORKCENTER ACCESSORIES—UNDER DESK


Modesty Panel



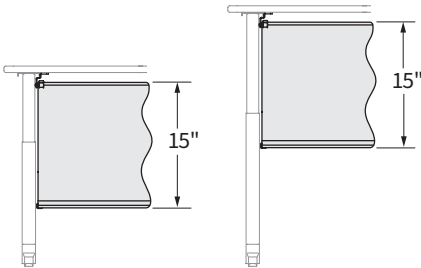
- Designed for use with any Workrite height adjustable workcenter to provide additional privacy for users when working in a seated position
- Panel extends to 15" below the work surface
- Widths recommended enable the panel to be mounted close to the support brackets and between the legs of the workcenter ensuring the best fit and maximum privacy
- Semi-translucent 100% polyester fabric is GREENGUARD® certified and PVC free
- Panel mounts quickly and easily with hardware provided
- Available in 7 contemporary colors

Model #	Color	Width*
944-36-XX		21"
944-42-XX		27"
944-48-XX		33"
944-54-XX		39"
944-60-XX		45"
944-66-XX		51"
944-72-XX		57"
944-84-XX		63"

Colors



Dimensions




Modesty Panel Fit Chart

Modesty Panel Model #	944-36	944-42	944-48	944-54	944-60	944-66	944-72	944-84
Actual Size	21"	27"	33"	39"	45"	51"	57"	63"

- 944-60 recommended for guest side of dual depth Peninsula and P Peninsula
- 944-54 recommended for guest side of equal depth Peninsula and P Peninsula

Modesty Screen & Cable Management



- Designed for use with any Workrite height adjustable workcenter
- 10" modesty screen provides privacy for users while working in the seated position
- Features a Velcro pouch that opens to hold cables, shielding them from view
- Nylon mesh fabric with steel wire frame
- Designed to install quickly and easily with simple clip and screw mounts provided
- Available in black only

Model

- 964-30
- 964-42
- 964-54

Modesty Screen Fit Chart

Modesty Screen Model #	Worksurface Width		
	36"-42"	48"-54"	60"-72"
Actual Size	30"	42"	54"