

MONITOR MOUNTS

Monitor mounts can be used with either fixed height or adjustable height workcenters and are an excellent way to achieve the optimal level of adjustability recommended by ergonomists. When used appropriately, they can help workers avoid the development of musculoskeletal disorders (MSD), aid in the management of existing MSD, and help alleviate eye strain associated with long hours of computer use in the office.

Adjustable monitor mounts enable users to maintain neutral position of their shoulders, neck and back by allowing them to position their computer screen in the perfect location and angle for their height and the type of task they are performing. This adjustability is especially beneficial to users who wear corrective multi-focal lenses.

Space saving benefits:

Using a properly designed monitor arm provides valuable space saving benefits that can increase the productivity of users, especially those individuals in smaller workspaces.

Collapsible movement is one key benefit of a properly designed monitor arm, allowing the user to easily move the monitor out of the way for storage when not in use.

Suspension space created by mounting the monitor arm to the back edge of a worksurface is another key benefit of an adjustable monitor arm, providing the user with substantially more usable work surface than a typical desk base monitor stand.

Collaboration benefits:

A typical monitor arm will provide 180° of horizontal rotation enabling users to share their computer screen during collaboration sessions or when conducting customer meetings.

Performance benefits:

Research indicates that proper ergonomics in the office can increase worker productivity by 10-15% depending on the type of work being performed. Monitor mounts are a key component to providing real ergonomic solutions that contribute to a more comfortable and productive environment.



APPLICATION CONSIDERATIONS

Number of monitors:

Today's workers often use multiple monitors to facilitate easy access of information and increase efficiency. Understanding how many monitors are to be used is the first step to selecting the right monitor mount for any application.

Monitor mount interface:

Most monitors feature a standard VESA mount with 75 mm by 75 mm and/or 100 mm by 100 mm screw hole patterns. Some manufacturers have introduced monitors that require custom brackets or adaptors and, in some cases, feature stand only mounting locations. Verification of VESA mount compatibility is required prior to selecting a monitor mount.

Monitor weight and dimensions:

It is extremely important to select a monitor mount that best matches the weight and measurement of your monitor(s). Selecting a mount that is not capable of handling the weight of heavier monitors can result in the arm failing and damaging the monitor. Most modern monitors are lightweight and selecting a mount that is too strong for their weight will make adjustment difficult and typically allow the monitor to drift during use.

Installation requirements:

The most common monitor arm installation is a C-clamp attached to the back of the worksurface; however, some unique applications may require a unique mounting solution. Grommet mounts for corner installations, wall mounts and tool bar/slatwall mounts are just a few of the other installation types that may be required by these types of applications.

Range of motion requirements:

Space constraints are a fact of life in today's office environment. The flexibility to position a monitor arm close to the back of shallow worksurfaces, or to extend its reach in spaces with deeper worksurfaces is more important than ever. It is important to pay close attention to the specifications for stowage and reach when selecting the right monitor arm for a specific application.

Frequency of use:

Not all monitor mounts are created equal. For applications where the monitor is to be used in high traffic or 24/7 environments, be sure to specify a monitor arm that was designed and tested to withstand the level of use required.

Ergonomic tips:





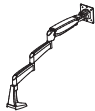

Setting the proper viewing height and distance requires the user to position the screen at least 15.7", or approximately arms-length away, with the top of the monitor screen at or below eye level. Multi-focal lens wearers may find it necessary to position the monitor lower than other users to maintain neutral neck position.

Center the primary monitor screen so that when the user is seated or standing at their workstation, the center of the screen is directly in front of their eyes.

Adjust the monitor's tilt position as required to compensate for glare, changes in vision as eyes tire, or to provide better focus based on the content size of the work being performed. In most cases, a tilt range of 30–40° will allow users to maintain neutral posture and work comfortably throughout the day.



PRODUCT COMPARISON: SINGLE MONITOR MOUNTS






	Conform			Poise		Willow™
	Single	Single HD	Single Static	Single	Extended	Single
						
MODELS						
Number of Monitors	1	1	1	1	1	1
US LIST PRICE	\$215 + base	\$279 + base	\$199 + base	\$414–\$469	\$530	\$282
CANADA LIST PRICE	\$276 + base	\$358 + base	\$255 + base	\$531	\$679	\$362
ADJUSTABILITY						
Reach	22.5"	22.5"	24.5"	23.25"	30.25"	22.5"
Articulation Range	13"	13.5"		12"	12"	13"
Monitor Tilt Range	+90°/-45°	+90°/-45°	+90°/-45°	+70°/-90°	+70°/-90°	+45°/-90°
Monitor Rotation	+90°/-90°	+90°/-90°	+90°/-90°	+90°/-90°	+90°/-90°	+90°/-90°
Stowed Depth	5.25"	5.25"	6.5"	4"	4"	4.25"
Monitor Weight Range (lb.)	5–17	17–40	0–16	8–22	8–22	1–14
FEATURES						
Colors	Silver	Silver	Silver	Silver, graphite	Silver, graphite	Silver
Integral Cable Management	●	●	●	●	●	●
Quick Release Adaptor ⁽¹⁾						●
ACCESSORIES						
Laptop Holder	●		●	●	●	●
Quick Release Adaptor ⁽¹⁾	●	●	●	●	●	
Non-VESA Mount	●	●	●	●	●	●
100 mm × 200 mm VESA	●	●	●	●	●	●
Extension Arm	●	●	●	●		
MOUNTING OPTIONS						
C-Clamp	●	●	●	●	●	●
Grommet	●	●	●	●	●	●
Tool Bar & Privacy Panel	●	●	●	●		
Wall Mount	●	●	●	●		
Slatwall	●	●	●	●		
Knoll Antenna Adaptor	●	●				
K-Rail Adaptor	●	●	●			
WARRANTY	10 years	10 years	10 years	10 years	10 years	10 years
AVAILABLE ON GSA	●	●	●	●	●	●

(1) Quick Release Adaptors are included as standard on Willow products and sold separately for all Poise and Conform products.

Monitor Mounts — OVERVIEW

SECTION 5.0

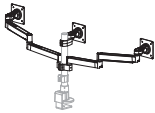
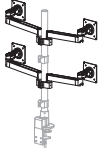
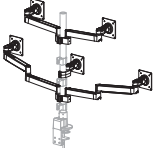
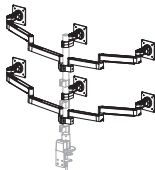
PRODUCT COMPARISON: DUAL MONITOR MOUNTS

	Conform		Poise	Willow	
	Dual	Dual Static	Dual	Dual	Dual-Wide
					
MODELS					
Number of Monitors	2	2	2	2	2
US LIST PRICE	\$459 + base	\$249 + base	\$905–\$930	\$553	\$674
CANADA LIST PRICE	\$588 + base	\$319 + base	\$1,160–\$1,192	\$709	\$864
ADJUSTABILITY					
Reach ⁽¹⁾	15.375"	4.5"	14.75"	18.5"	21.5"
Articulation Range	13"		12" ⁽¹⁾	13"	13"
Monitor Tilt Range	+90°/-45°	+90°/-45°	+70°/-90°	+45°/-90°	+45°/-90°
Monitor Rotation	+90°/-90°	+90°/-90°	+90°/-90°	+90°/-90°	+90°/-90°
Stowed Depth	5.5"	4.5"	5.5"	4.25"	4.25"
Monitor Weight Range (lb.)	5–17 ea.	0–16 ea.	8–22 ea.	1–14 ea.	1–14 ea.
FEATURES					
Colors	Silver	Silver	Silver, graphite	Silver	Silver
Integral Cable Management	●	●	●	●	●
Quick Release Adaptor ⁽²⁾				●	●
ACCESSORIES					
Laptop Holder	●	●	●	●	●
Quick Release Adaptor ⁽²⁾	●	●	●		
Non-VESA Mount	●	●	●	●	●
100 mm × 200 mm VESA	●	●	●	●	●
Extension Arm	●	●			
BASE OPTIONS					
C-Clamp	●	●	●	●	●
Grommet	●	●	●	●	●
Tool Bar & Privacy Panel	●	●			
Wall Mount	●	●			
Slatwall	●	●			
Knoll Antenna Adaptor	●				
K-Rail Adaptor	●				
WARRANTY	10 years	10 years	10 years	10 years	10 years
AVAILABLE ON GSA	●	●	●	●	●

(1) Reach decreases as monitor width increases on dual arm configurations. Values shown are maximum reach for smallest monitor width.

(2) Quick Release Adaptors are included as standard on Willow products and sold separately for all Poise and Conform products.

PRODUCT COMPARISON: MULTIPLE MONITOR MOUNTS

		Conform			
					
MODELS	Number of Monitors	3	4	5	6
US LIST PRICE		\$449 + base	\$249 × 2 + base	\$249 + \$449 + base	\$449 × 2 + base
CANADA LIST PRICE		\$576 + base	\$319 × 2 + base	\$319 + \$576 + base	\$576 × 2 + base
ADJUSTABILITY	Reach ⁽¹⁾	6.5"	4.5"	4.5"/6.5"	6.5"
	Monitor Tilt Range	+90°/-45°	+90°/-45°	+90°/-45°	+90°/-45°
	Monitor Rotation	+90°/-90°	+90°/-90°	+90°/-90°	+90°/-90°
	Stowed Depth	6.5"	4.5"	6.5"	6.5"
	Monitor Weight Range (lb.)	0–16 ea.	0–16 ea.	0–16 ea.	0–16 ea.
FEATURES	Colors	Silver	Silver	Silver	Silver
	Integral Cable Management	●	●	●	●
ACCESSORIES	Laptop Holder	●	●	●	●
	Quick Release Adaptor ⁽²⁾	●	●	●	●
	Non-VESA Mount	●	●	●	●
	100 mm × 200 mm VESA	●	●	●	●
	Extension Arm	●	●	●	●
BASE OPTIONS	C-Clamp	●	●	●	●
	Grommet	●	●	●	●
WARRANTY		10 years	10 years	10 years	10 years
AVAILABLE ON GSA		●	●	●	●

(1) Reach decreases as monitor width increases on dual arm configurations. Values shown are maximum reach for smallest monitor width.

(2) Quick Release Adaptors are sold separately for all Conform products.

QUICK REFERENCE CHART: ORDERING MONITOR MOUNTS

NUMBER OF MONITORS	Conform*	Poise	Willow
1	CONF-1SDA	PA1000	WA1000
	CONF-1HDA	PA1500	
	CONF-1SDS	PA3000	
2	CONF-2SDA	PA2000	WA2000
	CONF-2SDS		WA2200
3	CONF-3SDS		
4	CONF-2SDS + CONF-2SDS		
5	CONF-2SDS + CONF-3SDS		
6	CONF-3SDS + CONF-3SDS		

* Select your preferred base option when choosing this Conform Monitor Arm.