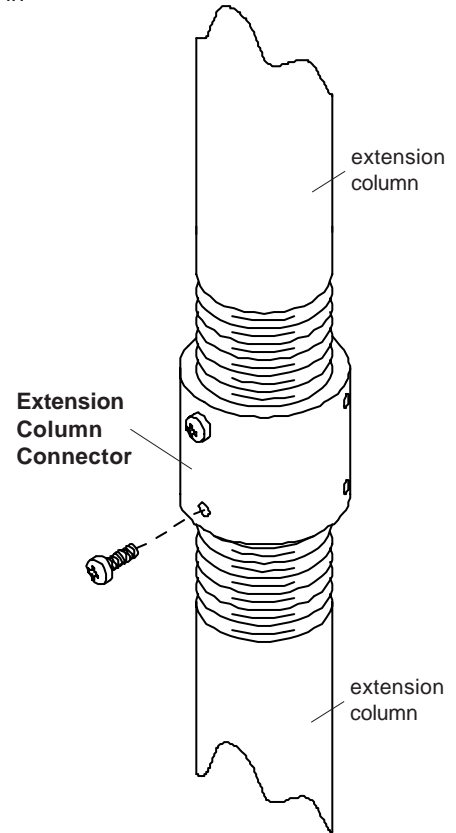
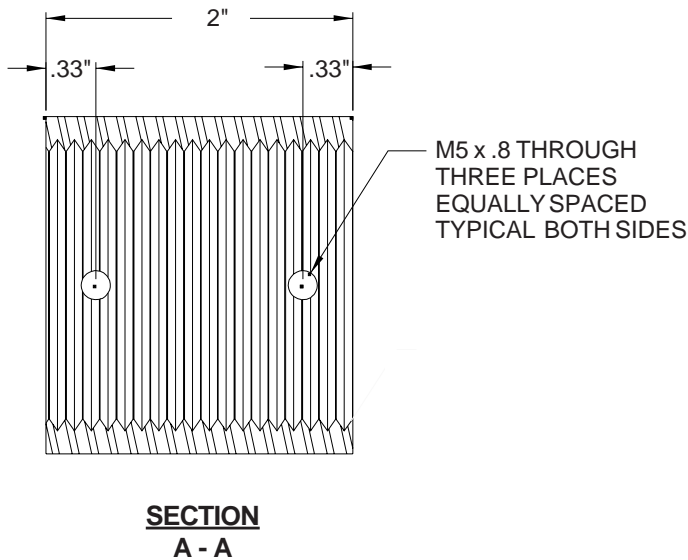
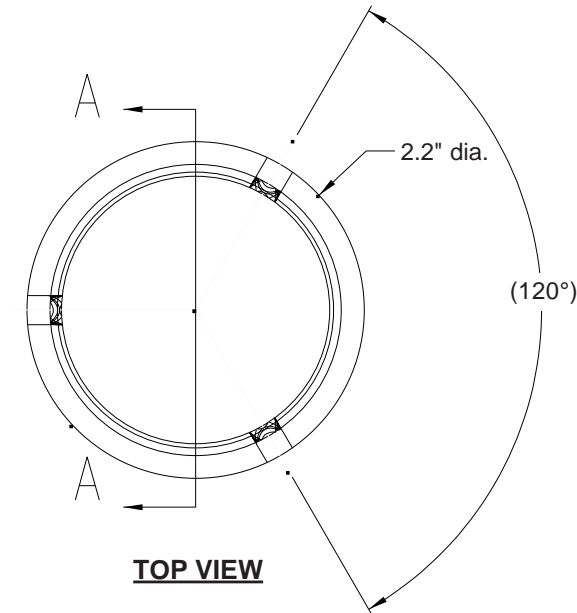


FOR LCD PROJECTOR INSTALLATIONS use the **ACC109** extension column connector to join two peerless extension columns (**EXT** series) for a total extension of up to 20'.

FOR TV MOUNT INSTALLATIONS of equipment over 50 lbs., and the extension exceeds 12', a Stress Decoupler (models DCT 100/DCS 200) must be used in combination with EXT extension columns.



This product is intended for use with UL Listed products and must be installed by a qualified professional installer.

Extension Column Connector			
MODEL	WEIGHT	SHIPPING WEIGHT	MAXIMUM LOAD
ACC109	.7 lbs. (0.3 kg)	1.1 lbs. (0.5 kg)	1200 lbs. (544 kg)

ARCHITECTS SPECIFICATIONS

The extension column connector shall be a Peerless model **ACC109**. The extension column connector shall be constructed of 1 1/2 - 11.5 NPS threaded 2.2" O.D. low carbon steel tubing and finished in black fused epoxy. Assembly and installation shall be done according to the instructions provided by the manufacturer.



Peerless Industries, Inc. 3215 W. North Ave. Melrose Park, IL 60160
708-865-8870 800-865-2112 Fax 708-865-2941 www.peerlessindustries.com

TECHNICAL DATA SHEET

Extension Column Connector

Issued: 2-3-00 Sheet No. 026-9502-3 01-12-04

pg. 1