

TECHNICAL DATA SHEET - Lightweight Cathedral Ceiling Plate for Projectors

peerless[®]
Solid Solutions - Solid Support™

MODEL: ACC912



The **Lightweight Cathedral Ceiling Plate** allows a projector to be mounted to an angled ceiling. It can be used with or without an extension column and offers 120° of adjustment. It is specifically designed for projectors and offers a low-profile, secure solution to complement sleek, lightweight projectors.

Features:

- 120° of adjustment (+/- 60°)
- Fasteners included for mounting to a wood joist
- Offered in black
- Compact, lightweight, and easy to install
- Includes a security slot for a theft resistance

Accessories:

- Fixed and Adjustable length Extension Columns, 1 1/2" NPT ("EXT" or "ADJ" models)
 - Fixed length Extension Columns, 3/4" NPT (FLP Series)*
 - Concrete Anchors (ACC 200)
- * Must be used in conjunction with an ACC 913, Pipe Reducer (2 may be required)

Dimensions:

Weight:

1.7 lb (0.8 kg)

Shipping weight:

1.9 lb (0.9 kg)

Maximum Load Capacity:

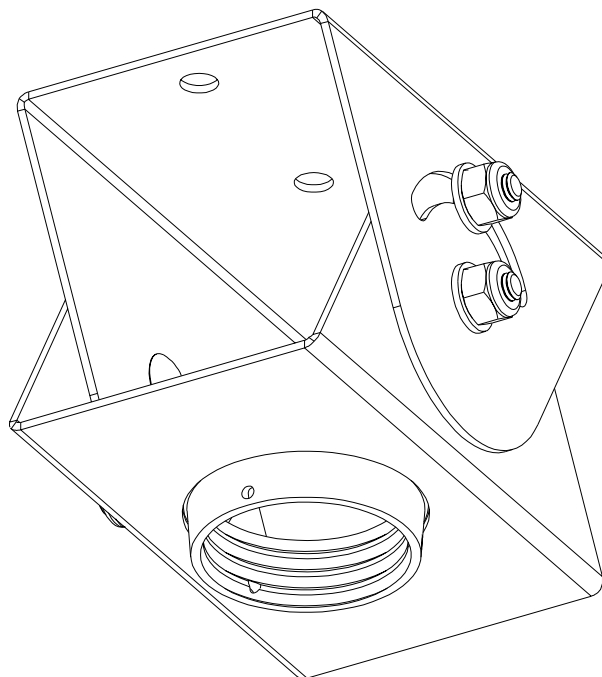
75.00 lb (34.0 kg)

Shipping Carton dimensions:

L = 5.00 in (127 mm)

W = 5.00 in (127 mm)

H = 5.00 in (127 mm)



ARCHITECTS SPECIFICATIONS

The Cathedral Ceiling Plate shall be a Peerless model **ACC 912** and shall be attached where indicated on the plans. It shall have a 1 1/2 - 11.5 NPS threaded fitting to accept a Peerless flush mount tube or extension column. It shall be constructed of 12 gauge cold rolled steel and finished in black fused epoxy. Assembly and installation shall be done according to the instructions provided by the manufacturer.

Peerless Industries, Inc.

3215 W. North Ave. Melrose Park, IL 60160
708-865-8870 800-865-2112 Fax 708-865-2941

www.peerlessindustries.com

ISSUED: 04-06-04 SHEET NO: 055-9847-1

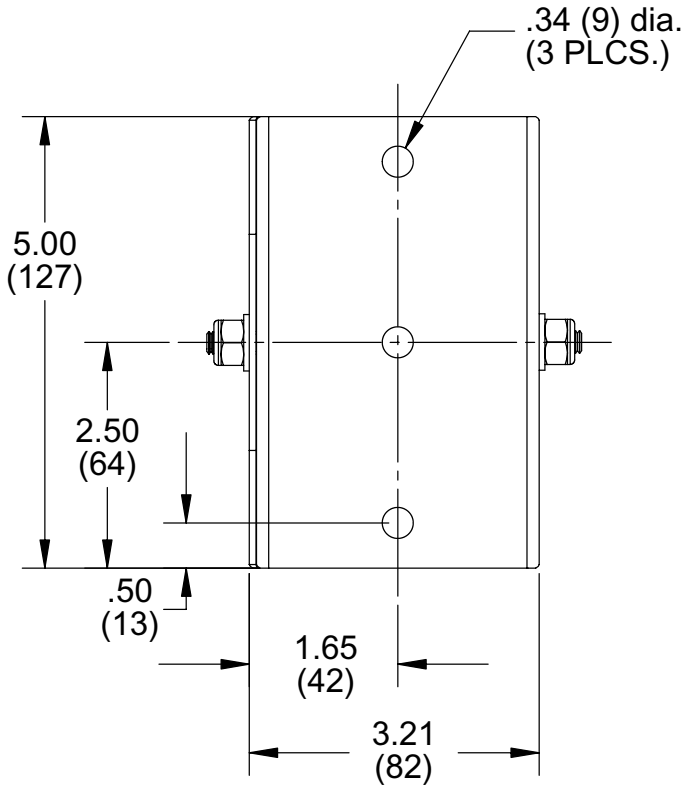
©2004 Peerless Industries, Inc. All rights reserved.
Peerless is a registered trademark of Peerless Industries, Inc.

All other brand and product names are trademarks or registered trademarks of their respective owners.

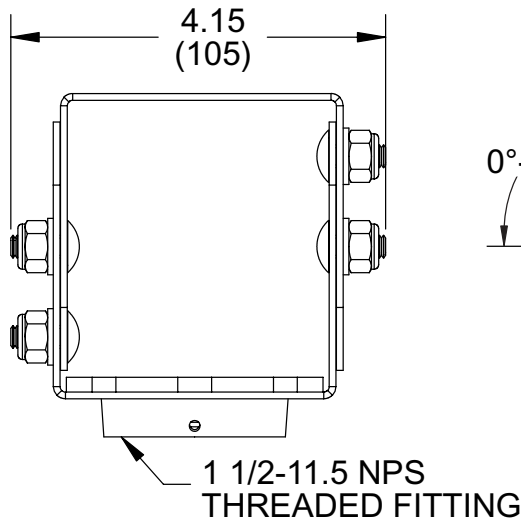
TECHNICAL DATA SHEET

MODEL: ACC912

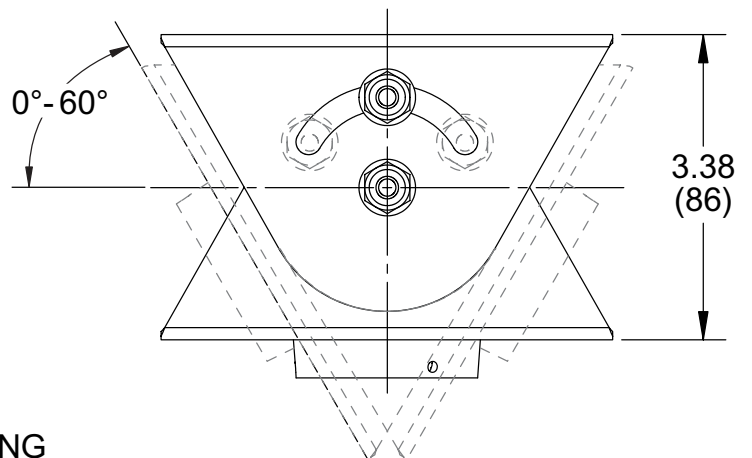
NOTE: ALL DIMENSIONS = INCH (MM)



TOP VIEW



FRONT VIEW



SIDE VIEW