

TECHNICAL DATA SHEET - Optional Plasma Cart Feet

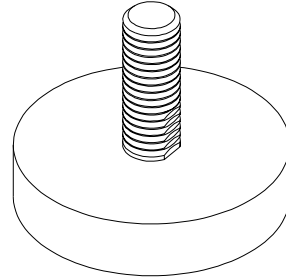


MODEL: ACC310

The Optional Plasma Cart Feet, model **ACC 310**, can be used in place of casters on Rolling plasma cart

Features:

- Four Feet
- Hard Plastic base with steel casing



Dimensions:

Weight:

.8 lb (.36 kg)

Shipping weight:

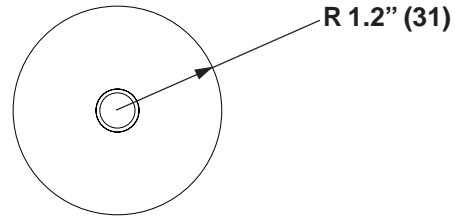
1 lb (.46 kg)

Shipping Carton dimensions:

L= 7.00 in (178 mm)

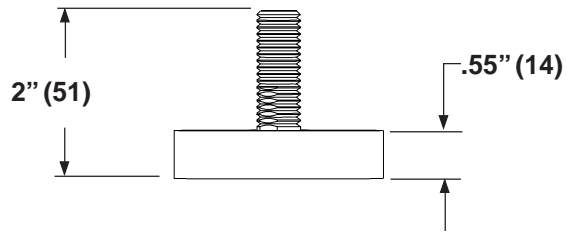
W= 3.00 in (76 mm)

H= 3.00 in (76 mm)



Top View

ALL DIMENSION = INCH (MM)



Bottom View

ARCHITECTS SPECIFICATIONS

The Optional Plasma Cart Feet shall be a Peerless model **ACC 310** and shall be located where indicated on the plans. Assembly and installation shall be done according to instructions provided by the manufacturer.