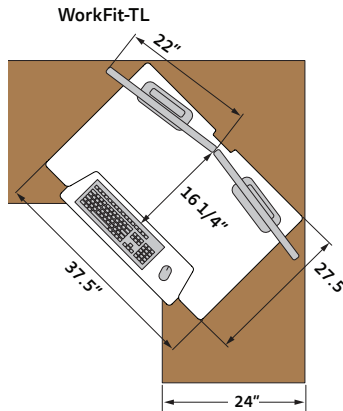


Monitor interference with cube walls and cabinets is a problem for some dual-monitor products. Choose a product that does not force two monitors to overhang the footprint or be positioned at awkward angles or too close to eyes.

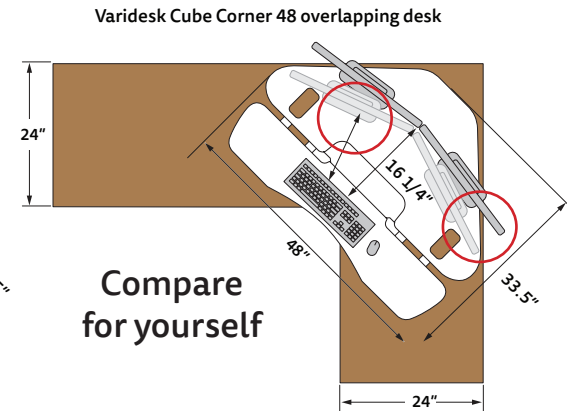
Some platforms are so large that user-forces for lifting the apparatus can affect ergonomic comfort and safety.



WorkFit-TL on the corner of a 24" deep worksurface



Shown on a 90° corner work surface



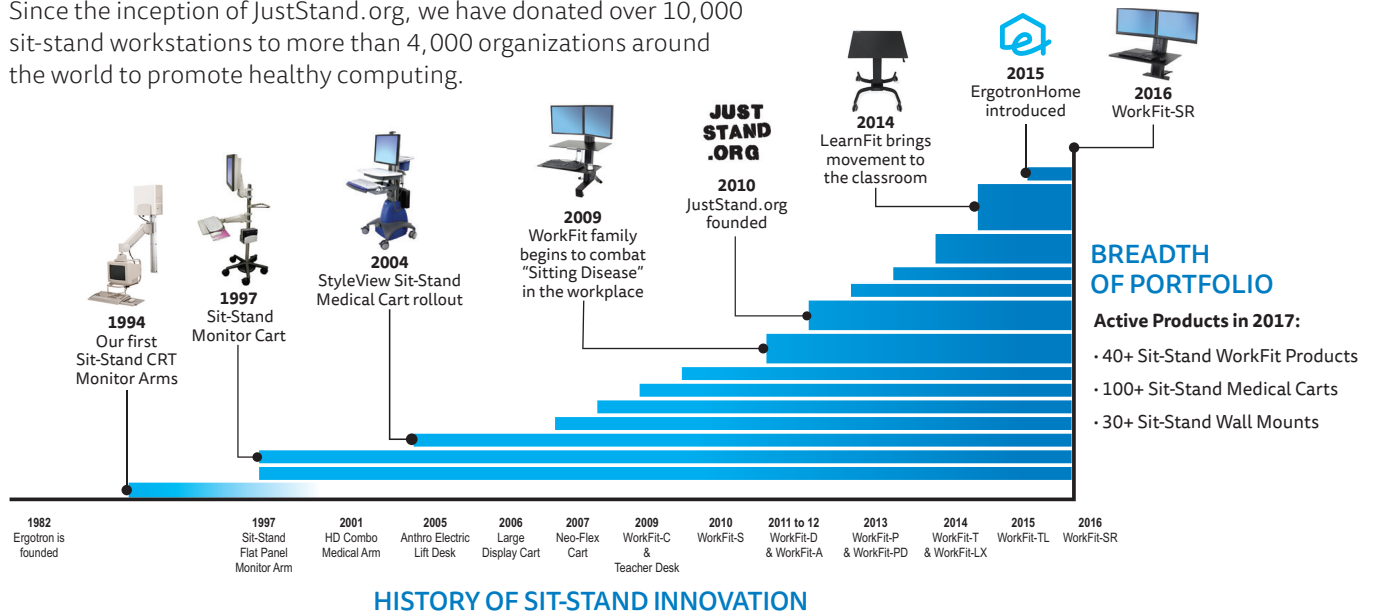
Compare for yourself

Shown on a 90° corner work surface

	Ergotron WorkFit-TL Dual Monitor	Varidesk Cube Corner 36	Varidesk Cube Corner 48
15" (38 cm) straight up and down lift	YES Straight up and down; keyboard remains over its legs in the up position and therefore is stable. It does not push you back into your chair or office area Height range is 15" (38 cm)	NO As the unit lifts up, its keyboard tray arcs and moves forward—beyond its base—and out into the user space Height range is 14" (35,5 cm)	NO As the unit lifts up, its keyboard tray arcs and moves forward—beyond its base—and out into the user space Height range is 14" (35,5 cm)
5-year warranty	YES 5-year warranty	NO 1-year warranty	NO 1-year warranty
2 kinds of optional monitor kits available	YES 1. Height-adjustable Monitor Kits securely hold monitor(s) in a stable column—directly over the footprint and at proper focal distance 2. Single and dual-monitor arms	NO Only monitor arms	NO Only monitor arms
Note: monitor arms can extend beyond the footprint, making the platform more susceptible to bounce and tip. On some models, the platform often needs to be pulled forward, away from the back wall, which increases the overall space requirement.			
Corner footprint	Fits worksurfaces 24" deep as well as corner workstations	Recommended for 33.5" deep worksurfaces	Recommended for 33.5" deep worksurfaces

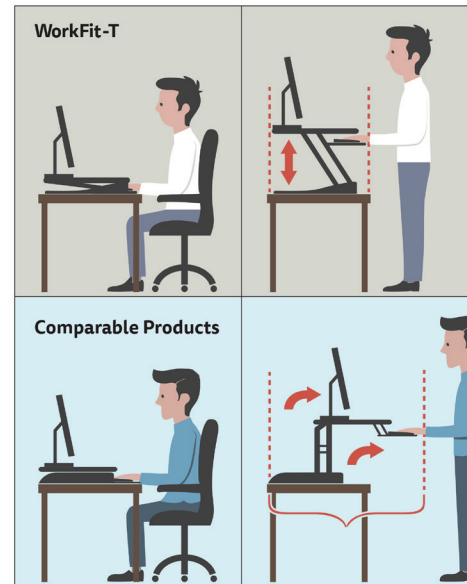
Our 20-year sit-stand leadership

Since the inception of JustStand.org, we have donated over 10,000 sit-stand workstations to more than 4,000 organizations around the world to promote healthy computing.



How to evaluate a table-top sit-stand product

- 1 Select a 15" height range. True sit-stand products generally need this amount of adjustment to accommodate the average user.
- 2 Review the available monitor mounting kits. Setting your monitor(s) directly on a worksurface is often not the best option for creating ergonomic sight lines or stability.
- 3 Does the brake system engage securely and firmly?
- 4 What is the warranty on the product? Investment in your computer system should not be compromised by a low-quality support platform.
- 5 When fully extended, does the product protrude into your work area and push you backwards and require extra floor space?



When sitting,
both stations rest within the footprint of your desktop...

... but when standing,
some stations extend forward and require more precious space.

See all of our products at ergotron.com



© 2017 Ergotron, Inc. Literature made in U.S.A. rev. 03/20/2017
 Content is subject to change without notification.
 Ergotron devices are not intended to cure, treat, mitigate or prevent any disease.
 WorkFit and LearnFit are registered trademarks of Ergotron in the U.S.A. and China.

ERGOTRON®

Americas Sales and Corporate Headquarters

St. Paul, MN USA
 (800) 888-8458
 +1-651-681-7600
www.ergotron.com
sales@ergotron.com

EMEA Sales

Amersfoort, The Netherlands
 +31 33 45 45 600
www.ergotron.com
info.eu@ergotron.com

APAC Sales

Tokyo, Japan
www.ergotron.com
apaccustomerservice@ergotron.com

Worldwide OEM Sales

www.ergotron.com
info.oem@ergotron.com

