













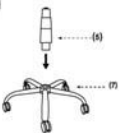
**Please unscrew all hardware from cushion before assembly.**

**Por favor de destornillar todos los tornillos del cojín antes de ensamblar la silla.**

MODEL : B990

| (1)                                                                              | (2)                                                                                         | (3)                                                                               |
|----------------------------------------------------------------------------------|---------------------------------------------------------------------------------------------|-----------------------------------------------------------------------------------|
|  |            |  |
| Back                                                                             | Seat                                                                                        | Right Arm Pad<br>Left Arm Pad                                                     |
| (4)                                                                              | (5)                                                                                         | (6)                                                                               |
|  |            |  |
| Arm Frame                                                                        | Knee Tilt Gas Lift                                                                          | YM6335/Mechanism                                                                  |
| (7)                                                                              | (A)-4pcs   | M6*40 ARM FRAME SCREW                                                             |
|  | (B)-2pcs   | M6*12 ARM PAD SCREW                                                               |
|                                                                                  | (C)-16pcs  | M6*25 ARM, BACK BAR, MECHANISM SCREW                                              |
|                                                                                  | (D)-1pcs   | M6*55 BACK SCREW                                                                  |
|                                                                                  | (E)-1pcs   | CAP                                                                               |
| L370 W/Casters                                                                   |                                                                                             |                                                                                   |

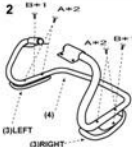
**1**



(5)

(7)

**2**



B\*1 A\*2

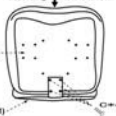
A\*2 B\*1

(3) LEFT

(4)

(3) RIGHT

**3**

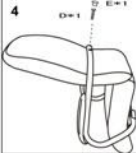


(1)

C\*4


Place the back cushion (1) lying flat on the ground with brackets pointing up. Fit the seat cushion (2) along the brackets of the back according to the arrow.

**4**



D\*1 E\*1

**5**

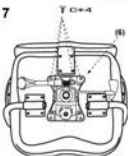


C\*4 C\*4

**6**

**Loosely fasten screws manually and tighten them in final assembly.**


**7**



C\*4

(6)

**8**



Insert and loosely tighten all screws. When assembly is completed, fully tighten all screws before using. This chair is only intended for sitting. Any other use will void the warranty.



**Customer Service Hotline: 1-800-593-1888**  
 For further assembly instructions,  
 please visit our website at [www.bosschair.com](http://www.bosschair.com)

**Max User Weight 350lbs/159Kilos**