

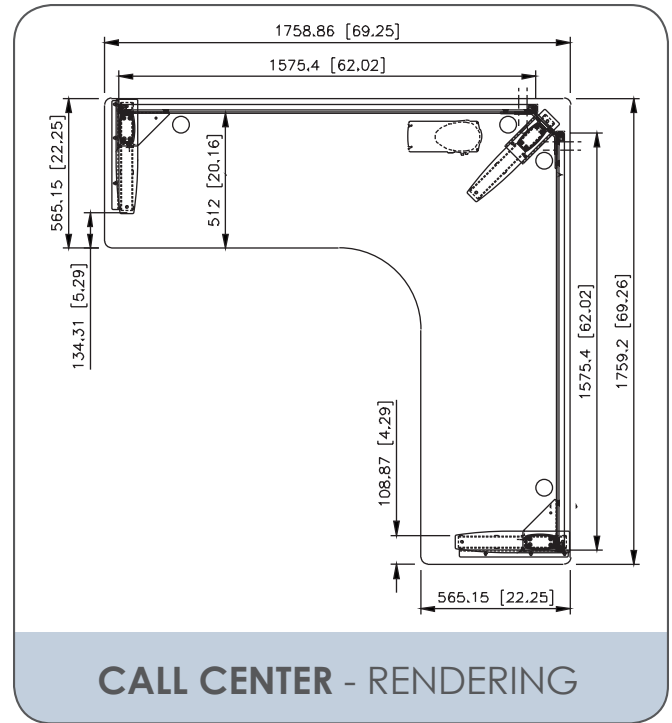
surf2 cornerflex

SIS surf2 - The *standard* electrical sit-to-stand workstation with *custom* features designed specifically for your application. Create maximum leg space by utilizing two, three and four leg frames, in 90° and 120° configurations. Both frame and surface available in 1" increments from 45" to 96" with surface depths starting at 17".

Need more, shape tops around components or enhance the cockpit radius to fit the user's work reach envelope. Apply surface wire grommets for cabling or mounting flat panel display arms.

Add any of our unique accessories and you've completed your current call center environment. SIS will provide you with cost effective solutions for the life of your workstation... resize and reshape without purchasing a new table.

SIS, design... that fits!



features:

standard features:

- No Rear Cross Bar
 - Easily fits full depth box/file ped anywhere under the work surface
 - Greater end-user comfort with increased leg room
- Simple "up-down" arrow touch pad control for no-frills, maintenance free use
- Horizontal wire management to keep underside of work surface neat
- Leveling glides to address uneven floors
- SIS lifetime warranty

height range: adjusts a 1" thick worksurface from 22.1" to 47.8" to fit more people in sitting or standing positions

adjustment speed: 1.7"/second so the table moves quickly from sit to stand

options:

- Two-user four position programmability with or without digital readout
- Create new workstations by simply changing cross bar and worksurface sizes
- Under-desk mounted CPU holder to clear up desk space
- Desk mounted overhead storage to add functional and reachable storage space, optional task light available
- Low-height mobile file pedestal
- Electrical Power supply to reduce the number of cables moving up and down with the desk, standard with 10' cord
- Vertical wire management to keep the space neat




overhead storage shelf




electric adjustment controls



CPU holder



low profile design foot



horizontal wire management

finish options:

Laminate:

choose surface laminate from our standards list or a custom laminate from any of the following suppliers:



Edge:

available in seven 3 mm PVC edge colors:



ED11 charcoal



ED12 light gray



ED13 birch



ED14 graphite




ED15 north sea



ED16 fusion maple



ED17 storm



Frame:

available in:



10 black



20 aluminum