

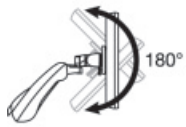
Ergotron® HD Series

Dimensional Illustrations

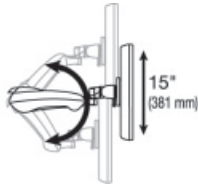
for large system wall-mounted applications

Range of Motion

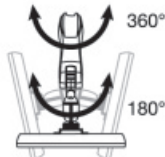
HD45 Arm...



Side View
Up/down tilt



Side View
Height adjustment



Top View
Side-to-side

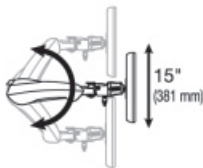


Front View
Portrait/landscape

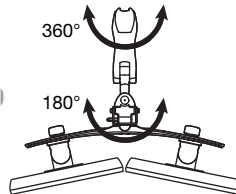
HD Dual-Monitor Arm...



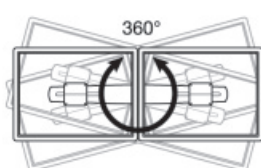
Side View
Up/down tilt



Side View
Height adjustment

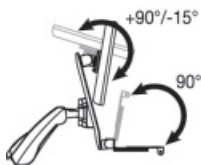


Top View
Side-to-side

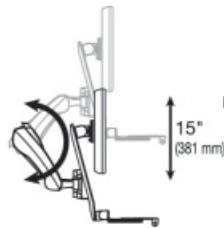


Front View
Clock-rotation

HD Combo Arm...



Side View
Up/down tilt



Side View
Height adjustment

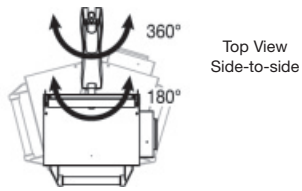
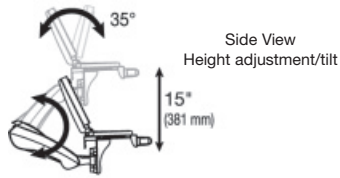


Top View
Side-to-side

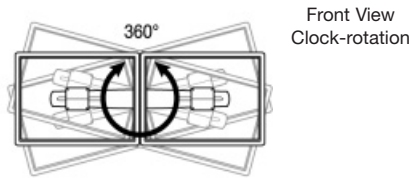
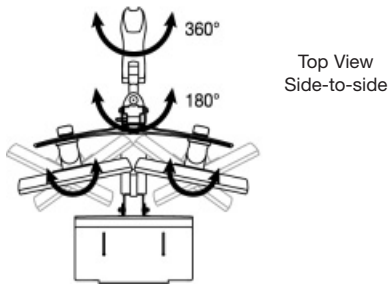
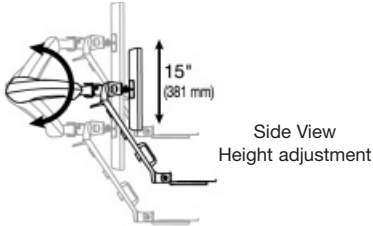
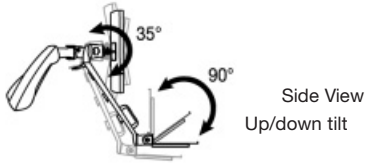


Front View
Portrait/landscape

HD Laptop Arm...

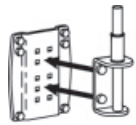


HD Combo Dual-Monitor Arm...

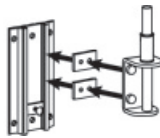


HD Series Arms Vertical Mount Attachment

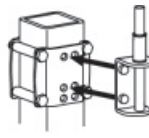
Use Vertical Mount (60-378-xxx) in tandem with Ergotron mounting systems.



Wall Mount Bracket



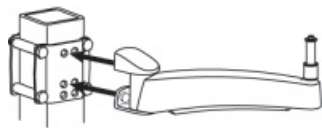
Wall Track



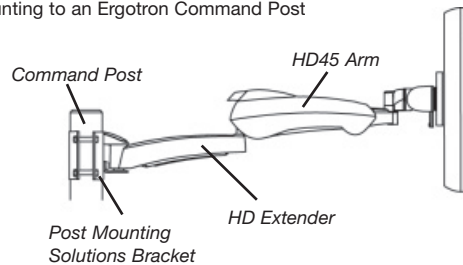
Command Post

HD Series Extender Attachment

Example of the HD Extender (44-396-xxx) mounting to an Ergotron Command Post

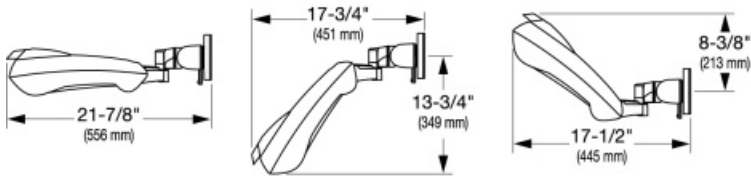


The HD Series is well-suited to industrial applications using the Command Post.

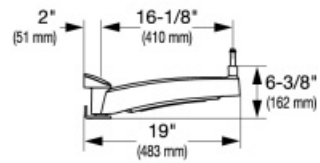


HD SERIES – ARMS

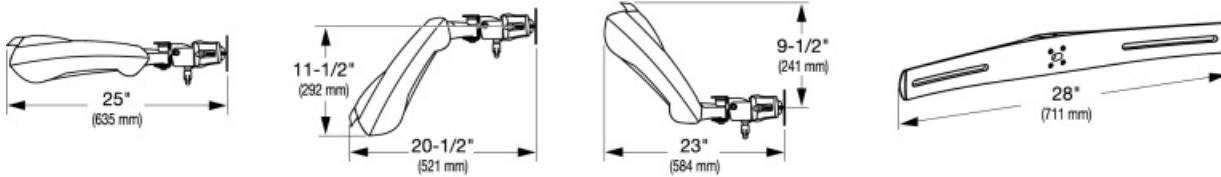
HD Arms - HD45 Arm (44-371-xxx)



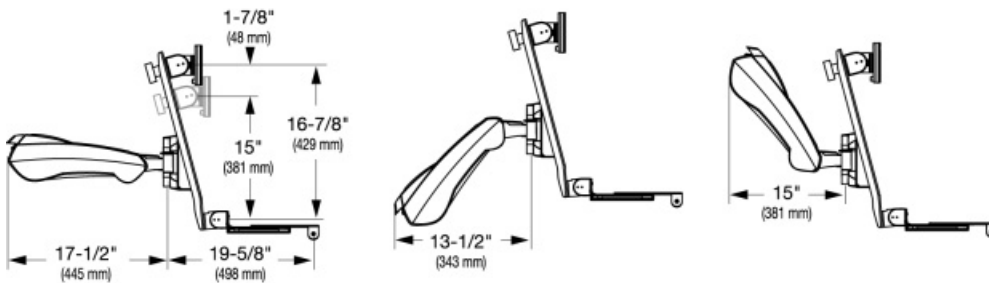
HD Extender (44-396-xxx)



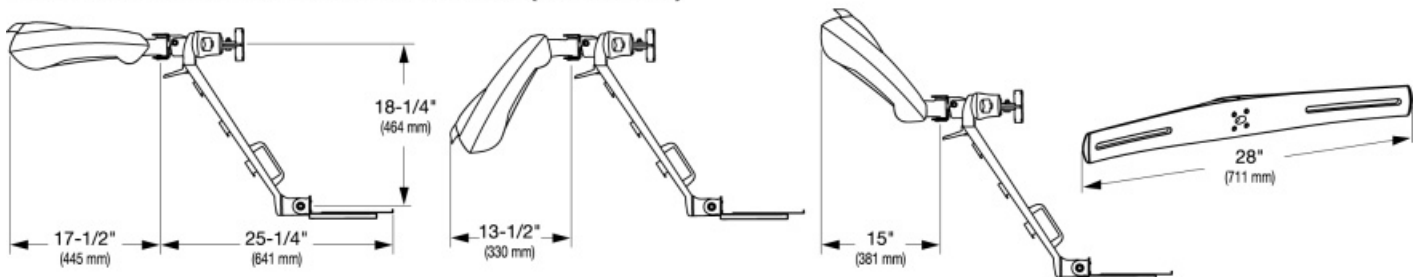
HD Arms - HD Dual-Monitor Arm (28-275-xxx)



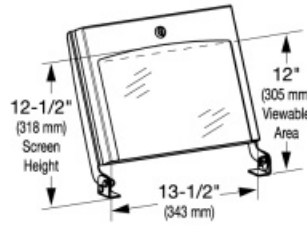
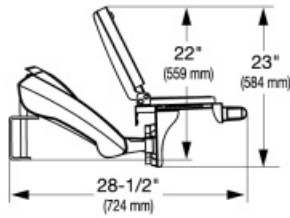
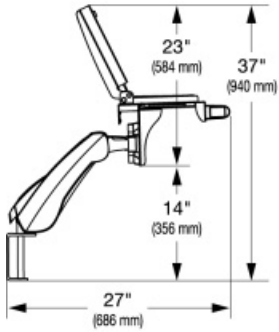
HD Arms - HD Combo Arm (44-373-xxx)



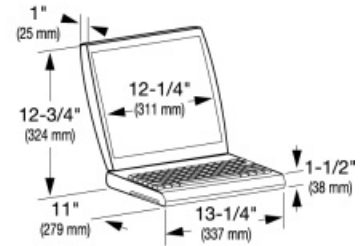
HD Arms - HD Dual-Monitor Combo Arm (44-407-xxx)



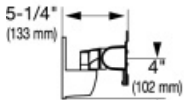
HD SERIES – ARMS & PIVOTS
HD Arms - HD Laptop Arm (44-389-xxx)



Maximum Laptop Size



HD Pivots



28-274-xxx

When using HD45 Arms or HD Pivots use the following table to determine weight capacity. If using a monitor that falls outside of the range of the table, consult with an Ergotron representative.

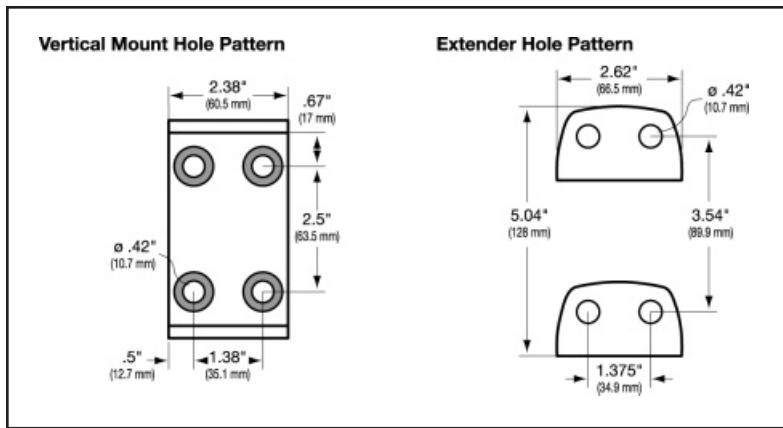
Weight Capacity
 applies to HD45 Arm and HD Pivots

Maximum Monitor Thickness	Maximum Monitor Weight
4" (102 mm)	40 lbs (18.1 kg)
3-1/2" (89 mm)	43 lbs (19.5 kg)
3-1/4" (83 mm)	45 lbs (20.4 kg)
3" (76 mm)	48 lbs (21.8 kg)
2-1/2" (64 mm)	53 lbs (24 kg)

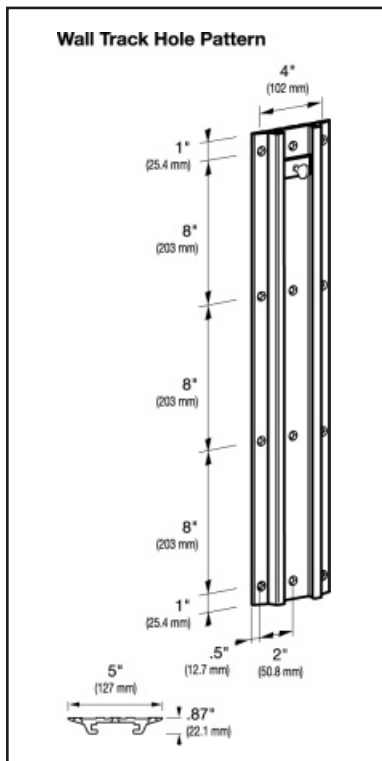
The Table assumes that the Center of Gravity (CG) of the monitor is slightly off center (60%) towards the front.



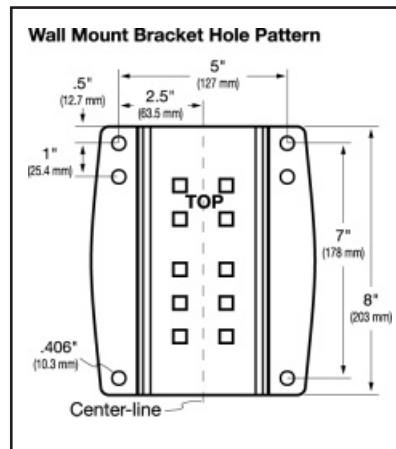
HD SERIES



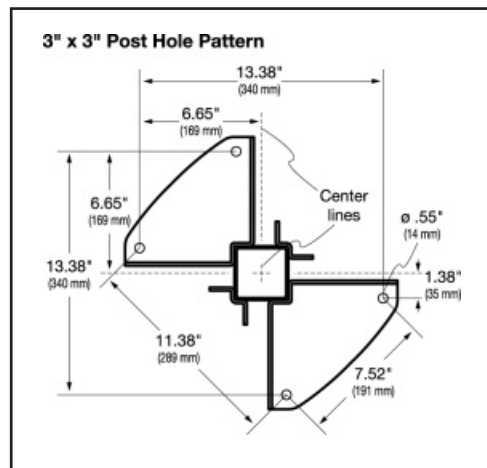
WALL TRACK



WALL MOUNT BRACKET



COMMAND POST BASE



© 2006 Ergotron, Inc.
rev. 03/16/2006 DIM-033

Content is subject to change
without notification.

Ergotron, Inc.: St. Paul, MN; (800) 888-8458;
www.ergotron.com; sales@ergotron.com

Ergotron Europe: Amsterdam, The Netherlands;
Tel. +31 20 312.29.39; info.eu@ergotron.com

Ergotron Asia: (800) 468-3917 ext. 7617;
info.apac@ergotron.com

