

Ceiling Plate: *CMJ470(W)*, *CMJ480(W)*, *CMJ490(W)*

- Mounts to wood joists or structural concrete ceiling (requires concrete anchor ACC204, sold separately)
- Unit has 1-1/2"-11.5 NPT fitting for attachment of extension column

CMJ470: for 16" joist centers

CMJ480: for 20" joist centers

CMJ490: for 24" joist centers

MAX LOAD: 300 lb (136 kg)

SHIP WEIGHT: **CMJ470** 3.2 lb (1.4 kg)

CMJ480 4.8 lb (2.2 kg)

CMJ490 5.7 lb (2.6 kg)

COLOR: Black or White



Internal Joist Mount: *ACC120*

- Expandable to mount between two wood joists from 16" to 20" centers
- Attachment point for extension column may be positioned at any point within 2-3/4" of either joist
- Unit has 1-1/2"-11.5 NPT fitting for attachment of extension column

MAX LOAD: 300 lb (136 kg)

SHIP WEIGHT: 8 lb (3.6 kg)

COLOR: Black



Round Ceiling Plate: *ACC570(S)(W)*, *ACC571*

- Mounts to wood joist or structural ceiling (requires concrete anchor ACC203, sold separately)
- Features cord management access hole
- Unit has 1-1/2"-11.5 NPT fitting for attachment of extension column

- ACC571:** Includes ACC570 and flush mount tube EXT002 for flush mount applications

MAX LOAD: 150 lb (68 kg)

SHIP WEIGHT: **ACC570** 1.7 lb (.8 kg)

ACC571 2 lb (.9 kg)

COLOR: **ACC570** Black, Silver or White
ACC571 Black



Ceiling Plate: *ACC560*

- Mounts to wood joist, structural ceiling or concrete
- Low-profile design ideal for small screens and projector installations
- Unit has 1-1/2" - 11.5 NPT fitting for attachment of extension column

MAX LOAD: 50 lb (22.7 kg)

SHIP WEIGHT: .93 lb (.4 kg)

COLOR: Black



Cathedral Ceiling Adapter: *ACC556*

- Mounts to cathedral or vaulted ceilings
- 120° (±60°) of adjustment
- Unit has 1-1/2"-11.5 NPT fitting for attachment of extension column

MAX LOAD: 300 lb (136 kg)

SHIP WEIGHT: 4.6 lb (2.1 kg)

COLOR: White




Lightweight Cathedral Ceiling Adapter: *ACC912*

- Mounts to cathedral or vaulted ceilings
- 120° (±60°) of adjustment
- Compact, lightweight and easy to install

MAX LOAD: 75 lb (34 kg)

SHIP WEIGHT: 1.9 lb (.9 kg)

COLOR: Black



Anti-Vibration Ceiling Plates: *ACC840*, *ACC845*

- Reduces vibrations that may cause internal damage to equipment and/or cause screen image to vibrate
- Features two cord management access holes
- Unit has 1-1/2"-11.5 NPT fitting for attachment of extension column

ACC840: for wood joist ceiling

ACC845: for Unistrut ceiling
(1-5/8" x 1-5/8" 12 gauge Unistrut)

MAX LOAD: 60 lb (27.2 kg)

SHIP WEIGHT: **ACC840** 3 lb (1.4 kg)

ACC845 4 lb (1.8 kg)

COLOR: Black



Unistrut® and Structural Ceiling Plate: *CMJ300*, *CMJ310*

- Attaches directly to standard Unistrut (1-5/8" x 1-5/8") or to solid structural ceiling
- Unistrut fittings and attachment hardware not included
- Unit has 1-1/2"-11.5 NPT fitting for attachment of extension column

MAX LOAD: 250 lb (113.6 kg)

SHIP WEIGHT: **CMJ300** 2 lb (.9 kg)

CMJ310 4 lb (1.8 kg)

COLOR: Black



Unistrut® Adapter for Truss Ceiling: *ACC550*

- For use with 1-5/8" x 1-5/8", 12 gauge Unistrut
- Unit has 1-1/2"-11.5 NPT fitting for attachment of extension column

MAX LOAD: 250 lb (113.6 kg)

SHIP WEIGHT: 1.4 lb (.6 kg)

COLOR: Black



I-Beam Clamps: ACC558, ACC559

- Unit has 1-1/2"-11.5 NPT fitting for attachment of extension column

ACC558: for 4"-8" wide, 1/4" to 1" thick I-Beam
ACC559: for 7"-12" wide, 1/4" to 1" thick I-Beam

MAX LOAD: 250 lb (113.6 kg)
SHIP WEIGHT: ACC558 4.8 lb (2 kg)
 ACC559 5.3 lb (2.4 kg)

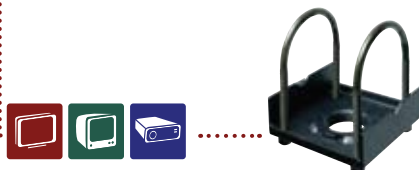
COLOR: Black



Truss Ceiling Adapter: ACC557

- Attaches to a round square, rectangular, or I-Beam truss up to 3" wide x 3 1/2" high
- Unit has 1-1/2"-11.5 NPT fitting for attachment of extension column

MAX LOAD: 1200 lb (544.3 kg)
SHIP WEIGHT: 3 lb (1.4 kg)
COLOR: Black



Structural Ceiling Plate with Stress Decoupler: DCS200

- Includes structural ceiling plate with integral high density rubber decoupler assembly to prevent vibrations
- Mounts to concrete beam, slab or other structural member
- Unit has 1-1/2"-11.5 NPT fitting for attachment of extension column

MAX LOAD: 300 lb (136 kg)
SHIP WEIGHT: 6 lb (2.7 kg)
COLOR: Black



Truss Ceiling Adapter with Stress Decoupler: DCT100

- Includes truss ceiling plate with integral high density rubber decoupler assembly to prevent vibrations
- Attaches to round, square, rectangular or I-beam trusses up to 3" wide x 3 1/2" high
- Unit has 1-1/2"-11.5 NPT fitting for attachment of extension column

MAX LOAD: 300 lb (136 kg)
SHIP WEIGHT: 4 lb (1.8 kg)
COLOR: Black



Multi-Display Interface Bracket: ACC600

- Suspends flat panel mount from extension column to in-line, curvilinear and circular MDJ multi-display configurations
- For use with EXT or ADJ model extension columns
- For other applications that require mounting from pipe larger than 2" in dia., use ACC557

MAX LOAD: 1200 lb (544.3 kg)
SHIP WEIGHT: 3.8 lb (1.7 kg)
COLOR: Black



Multi-Display I-Beam Clamps

DCT500, DCT600, DCT700, DCT800, DCT900

- For use only with Peerless Multi-Display Systems in combination with adjustable length Extension Columns (ADD models)
- Includes structural ceiling plate with integral high density rubber decoupler assembly to prevent vibrations

DCT500: for 7"-12" wide, .25"-1" thick I-beams
DCT600: for 15"-19.5" wide, 1.5"-2" thick I-beams
DCT700: for 15"-19.5" wide, 2.5"-3" thick I-beams
DCT800: for 7"-12" wide, 2.5"-3" thick I-beams
DCT900: for 4"-7" wide, 2.5"-3" thick I-beams

MAX LOAD: 600 lb (272 kg)
SHIP WEIGHT: DCT500 9.4 lb (4.3 kg)
 DCT600 13.1 lb (6 kg)
 DCT700 13.6 lb (6.2 kg)
 DCT800 14 lb (6.4 kg)
 DCT900 9 lb (4.1 kg)

COLOR: Black

Multi-Display Truss Ceiling Stress Decoupler: DCT300

- Includes truss ceiling plate with integral high density rubber decoupler assembly to prevent vibrations
- Attaches to round, square, rectangular or I-beam trusses up to 3" wide x 3 1/2" high
- Stub fitting accepts adjustable or fixed length ADD model extension columns

MAX LOAD: 1200 lb (544.3 kg)
SHIP WEIGHT: 4.6 lb (2.1 kg)
COLOR: Black



Multi-Display Structural Ceiling Stress Decoupler: DCS400

- Includes structural ceiling plate with integral high density rubber decoupler assembly to prevent vibrations
- Stub fitting accepts adjustable or fixed length ADD model extension columns

MAX LOAD: 1200 lb (544.3 kg)
SHIP WEIGHT: 7.8 lb (3.5 kg)
COLOR: Black



Suspended Ceiling Plate: *CMJ450*

- Replaces 2'x2' ceiling tile and secures to structural ceiling with tie wires
- Includes tie wire supports and ceiling plate with two knockout panels for outlet boxes and antenna leads (knockouts are for half-size handy boxes with flanges)
- Unit has 1-1/2"-11.5 NPT fitting for attachment of extension column
- Variable position suspended ceiling plate also available

MAX LOAD: 250 lb (114 kg)
SHIP WEIGHT: 21.1 lb (9.6 kg)
COLOR: White



Variable Position Suspended Ceiling Kit: *CMJ453*

- Replaces 2'x2' ceiling tile and secures to structural ceiling with tie wires
- Two-piece design offers five different points for mount attachment
- Includes tie wire supports, flush mount tube and offers two knockout panels for outlet boxes
- Unit has 1-1/2"-11.5 NPT fitting for attachment of extension column

MAX LOAD: 250 lb (113.6 kg)
SHIP WEIGHT: 21.4 lb (9.7 kg)
COLOR: White



Lightweight Suspended Ceiling Kit: *CMJ455*

- Replaces a 2' x 2' ceiling tile or mounts above existing 2' x 2' or 2' x 4' ceiling tile to structural ceiling with tie wires
- Two-piece design offers five different points for mount attachment
- Includes tie wire supports, flush mount tube and offers two knockout panels for outlet boxes
- Unit has 1-1/2"-11.5 NPT fitting for attachment of extension column

MAX LOAD: 50 lb (22.7 kg)
SHIP WEIGHT: 14.6 lb (6.6 kg)
COLOR: White



Lightweight Adjustable Suspended Ceiling Kit: *CMJ500*

- Mounts above 2' x 2' or 2' x 4' ceiling tile to structural ceiling with tie wires
- Includes tie wire supports, flush mount tube and offers two knockout panels for outlet boxes
- Allows 13.9" uninterrupted adjustment

MAX LOAD: 60 lb (27.2 kg)
SHIP WEIGHT: 7.7 lb (3.5 kg)
COLOR: White



Fixed Length Extension Column: *EXT Models*

- 1-1/2"-11.5 NPT schedule 40 pipe threaded on both ends. Notched for use with screw to provide safety and security
- Extension column lengths measure 3.5" longer than stated drop to provide finished drop length for various mounts (i.e. EXT 101 measures 15.5")

Model	Drop*	Ship Weight
EXT002(S)**	Flush	1 lb (.4 kg)
EXT006(S)	6" (15 cm)	2.3 lb (1 kg)
EXT018(S)	18" (46 cm)	4 lb (1.8 kg)
EXT101(S)	1' (.3 m)	3.7 lb (1.7 kg)
EXT102(S)	2' (.6 m)	6 lb (2.7 kg)
EXT103(S)	3' (.9 m)	9 lb (4.1 kg)
EXT104(S)	4' (1.2 m)	10 lb (4.5 kg)
EXT105(S)	5' (1.5 m)	15 lb (6.8 kg)
EXT106(S)	6' (1.8 m)	16 lb (7.3 kg)
EXT107(S)	7' (2.1 m)	18 lb (8.2 kg)
EXT108(S)	8' (2.4 m)	20 lb (9.1 kg)
EXT109(S)	9' (2.7 m)	26 lb (11.8 kg)
EXT110(S)	10' (3.1 m)	29 lb (13.2 kg)

* Drop length applies to Jumbo 2000 mount installations

** For projector installations only

MAX LOAD: 1200 lb (544.3 kg)
COLOR: Black or Silver



Adjustable Extension Column: *ADJ Models*

- 1-1/2"-11.5 NPT schedule 40 pipe threaded on both ends. Notched for use with screw to provide safety and security
- Height adjustment at 1" increments
- Extension column lengths measure 3.5" longer than stated drop to provide finished drop length for various mounts (i.e. ADJ012018 measures 21.5")

Model	Drop	Ship Weight
ADJ006009	6"-9" (15-23 cm)	2.8 lb (1.3 kg)
ADJ012018	12"-18" (30-46 cm)	4.8 lb (2.2 kg)
ADJ018024	18"-24" (46-61 cm)	7 lb (3.2 kg)
ADJ0203	2-3" (.6-.9 m)	9.1 lb (4.1 kg)
ADJ0305	3'-5" (.9-1.2 m)	14 lb (6.4 kg)
ADJ0406	4'-6" (1.2-1.5 m)	16.6 lb (7.5 kg)
ADJ0507	5-7" (1.5-2.1 m)	22 lb (10 kg)
ADJ0608	6'-8" (1.8-2.4 m)	23 lb (10.4 kg)
ADJ0709	7'-9" (2.1-2.7 m)	25 lb (11.3 kg)
ADJ0810	8'-10" (2.4-3.1 m)	27.6 lb (12.5 kg)
ADJ0911	9'-11" (2.7-3.4 m)	31.2 lb (14.2 kg)
ADJ1012	10'-12" (3.1-3.7 m)	34 lb (15.4 kg)

MAX LOAD: 900 lb (408.2 kg)
COLOR: Black



Accessory Pack for *CMJ455*: *ACC455*

- Includes four hanger brackets and four hanger clamps for additional stability
- For use with model CMJ455

SHIP WEIGHT: 2 lb (.9 kg)
COLOR: Black



Multi-Display™ Extension Column:

ADD Models (Fixed and Adjustable Extension Columns for Ceiling Decouplers)

- Drop length of final display assembly will vary according to selected decoupler unit. See technical data sheet at www.peerlessmounts.com for complete information.

Model	Drop	Ship Weight
ADD101	1' (30.5 cm)	4.6 lb (2.1 kg)
ADD102	2' (61 cm)	7.1 lb (3.2 kg)
ADD103	3' (91.5 cm)	11.3 lb (5.1 kg)
ADD104	4' (1.22 m)	13.4 lb (6.1 kg)
ADD105	5' (1.52 m)	17.8 lb (8.1 kg)
ADD106	6' (1.83 m)	20.5 lb (9.3 kg)
ADD107	7' (2.13 m)	25.8 lb (11.7 kg)
ADD108	8' (2.44 m)	28.2 lb (12.8 kg)
ADD109	9' (2.74 m)	35.8 lb (16.2 kg)
ADD110	10' (3.05 m)	38.2 lb (17.3 kg)
ADD012018	12"-18" (30-46 cm)	5 lb (2.3 kg)
ADD018024	18"-24" (46-61 cm)	5.5 lb (2.5 kg)
ADD0203	2'-3" (0.6-0.9 m)	8.2 lb (3.7 kg)
ADD0305	3'-5" (0.9-1.2 m)	13.3 lb (6 kg)
ADD0406	4'-6" (1.2-1.5 m)	16 lb (7.3 kg)
ADD0507	5'-7" (1.5-2.1 m)	21 lb (9.5 kg)
ADD0608	6'-8" (1.8-2.4 m)	22 lb (10 kg)
ADD0709	7'-9" (2.1-2.7 m)	26 lb (11.7 kg)
ADD0810	8'-10" (2.4-3.1 m)	28 lb (12.7 kg)
ADD0911	9'-11" (2.7-3.4 m)	30.3 lb (13.7 kg)
ADD1012	10'-12" (3.1-3.7 m)	34 lb (15.4 kg)

MAX LOAD: 1200 lb (544.3 kg)
COLOR: Black

Columns longer than 9' wrapped in vinyl



Extension Column Connector:

ACC109

- Two female connectors to join two extension columns to create maximum length of 20'
- Unit has 1-1/2"-11.5 NPT fitting for attachment of extension column
- Security screws included

MAX LOAD: 1200 lb (544.3 kg)
SHIP WEIGHT: 1.1 lb (.5 kg)
COLOR: Black



Threaded Rod Adapter:

ACC810

- For use with thread rod ACC820
- Has 1-1/2" x 11.5 NPT male threading for use with Peerless mounts and ceiling accessories
- Security screws included

MAX LOAD: 50 lb (22.7 kg)
SHIP WEIGHT: 1 lb (.5 kg)
COLOR: Black



Connector with Cord Management

ACC800, ACC850(S)

- 1 1/2" access hole for internal cord management
- Unit has 1-1/2"-11.5 NPT fitting for attachment of extension column
- Security screws included
- ACC800- One male and one female connection to provide internal cord management between extension column and mount or ceiling plate
- ACC850 - Two female connectors to provide internal cord management and join two extension columns to create maximum eight of 20'

MAX LOAD: 300 lb (136 kg)
SHIP WEIGHT: ACC800: .5 lb (.2 kg)
ACC850(S): .39 lb (.17 kg)
COLOR: ACC800: Black
ACC850: Black or Silver



Ceiling/Wall Extension Kit

For use with PRG-UNV and PRS-UNV Projector Mounts

- EXA and EXB series for ceiling or wall mounting
- EXC models for ceiling mounting
- Integrated cable management
- Various height adjustments for ideal viewing positions

Model	Extension	Position	Ship weight
EXA/S/W	8.7"-12.8" (22-32.5 cm)	Ceiling	4.6 lb (2 kg)
EXA/S/W	9.7"-13.8" (24.6-35 cm)	Wall	4.6 lb (2 kg)
EXB/S/W	2.6"-20.6" (32.2-52.5 cm)	Ceiling	5 lb (2.2 kg)
EXB/S/W	13.7"-21.7" (34.8-55.1 cm)	Wall	5 lb (2.2 kg)
EXC/S/W	19.1"-32.9" (48.5-83.5 cm)	Ceiling	6.1 lb (2.7 kg)

MAX LOAD: 50 lb (22.6 kg)
COLOR: Black, Silver or White



Extension Column Stabilizer Kit:

ACC050

- Reduces unwanted swaying that may occur with long drop lengths
- For use with 1-1/2" schedule 40 extension columns

SHIP WEIGHT: 2.8 lb (1.3 kg)
COLOR: Black



Escutcheon Ring: ACC640(-B)(-W)

- Covers hole where extension column passes through ceiling
- Hinged ring wraps around 1-1/2" schedule 40 extension column (not needed with any suspended ceiling)

SHIP WEIGHT: .2 lb (.09 kg)
COLOR: Chrome, Black or White



Cord Wrap: ACC852(S)(W), ACC856(W)

- Designed to externally route cords along outside of extension column
- Sections can be stacked to create longer lengths or cut to desired length

ACC852: Four 2' sections
ACC856: Four 6' sections

SHIP WEIGHT:
ACC852 2 lb (.9 kg)
ACC856 6 lb (2.7 kg)
COLOR: Black, Silver or White



Projector Wall Arm: *PWA-14(S)(W)*

- Mounts to single wood stud or concrete wall (requires concrete anchor ACC203, sold separately)
- Offers 14.25" reach
- Includes flush mount adapter

MAX LOAD: 50 lb (22.7 kg)
SHIP WEIGHT: 5 lb (2.3 kg)
COLOR: Black, Silver or White



Side-to-Side Adjuster: *ACC830*

- 4" of radial side to side adjustment
- May be used with extension column or projector wall arm
- Includes Flush Mount Tube, EXT002

MAX LOAD: 50 lb (22.7 kg)
SHIP WEIGHT: 2 lb (.9 kg)
COLOR: Black



Concrete Wall Back-Up Plate: *WSP415*

- For cinder block installations
- Mounts on opposite side of wall from TV mount by bolting through wall
- Mounting hardware not included

MAX LOAD: 150 lb (68 kg)
SHIP WEIGHT: 2.3 lb (1 kg)
COLOR: Black



Wall Arms: *WMJ018, WMJ022, WMJ022CB, WMJ025H*

- 1-1/2"-11.5 NPT threaded fitting accepts flush mount tube or extension column
- Comes with wood screws
- **WMJ018:** Single Arm
REACH: 18" (45.7 cm)
SHIPPING WEIGHT: 12 lb (5.4 kg)
- **WMJ022:** Single Arm
REACH: 22.5" (57.2 cm)
SHIPPING WEIGHT: 13 lb (5.9 kg)
- **WMJ025H:** Double Arm
REACH: 25" (63.5 cm)
SHIPPING WEIGHT: 18 lb (8.2 kg)
- **WMJ022-CB:** Single Arm for cinder block features wider wall plate footprint to spread load against concrete block wall, and comes with ALLIGATOR® concrete anchors.
REACH: 22.5" (57.2 cm)
SHIPPING WEIGHT: 10.5 lb (4.8 kg)

MAX LOAD:

- Wood: 125 lb (57 kg) single arm
- Concrete: 150 lb (68 kg) single arm
300 lb (137 kg) double arm
- Cinder Block: 150 lb (68 kg) single arm

COLOR: Black



Metal Stud Wall Plates - Double Stud: *WSP420(W), WSP425(W), WSP430(W), WSP435(W), WSP440(W), WSP445(W)*

- For use on 25 gauge or heavier metal studs to span load between two studs with 16", 20" or 24" centers
- Can also be used on wood studs
- Compatible with most Peerless single wall arms
- Offered with or without electrical knockouts.

WSP420/ WSP420W: 16" centers
SHIP WEIGHT: 11 lb (5 kg)
WSP425/ WSP425W: 16" centers with knockouts
SHIP WEIGHT: 11 lb (5 kg)
WSP430/ WSP430W: 20" centers
SHIP WEIGHT: 14 lb (6.3 kg)
WSP435/ WSP435W: 20" centers with knockouts
SHIP WEIGHT: 13 lb (5.9 kg)
WSP440/ WSP440W: 24" centers
SHIP WEIGHT: 16 lb (7.3 kg)
WSP445/ WSP445W: 24" centers with knockouts
SHIP WEIGHT: 15 lb (6.8 kg)

MAX LOAD: 125 lb (57 kg)
COLOR: Black or White



Metal Stud Wall Plate - Triple Stud: *WSP450(W), WSP460(W), WSP470(W)*

- For use on 25 gauge or heavier metal studs to span load between three studs with 16", 20" or 24" centers
- Compatible with most double arm Peerless wall arms
- Pre-scored electrical knockouts.

WSP450/ WSP450W: 16" centers
SHIP WEIGHT: 24.5 lb (11.1 kg)
WSP460/ WSP460W: 20" centers
SHIP WEIGHT: 30 lb (13.6 kg)
WSP470/ WSP470W: 24" centers
SHIP WEIGHT: 33.5 lb (15.2 kg)

MAX LOAD: 175 lb (79.3 kg)
COLOR: Black or White



Wood Stud Internal Wall Plate: WSP414

- For 16" stud centers
- Fits most Peerless single wall arms
- Mounting hardware for attachment to stud not provided
- Includes screws for attachment of wall arm to wall plate

MAX LOAD: 150 lb (68 kg)
SHIP WEIGHT: 9 lb (4.1 kg)
COLOR: Black



Metal Stud Wall Plate - Triple Stud: WSP716(S)(W)(GB)(GS), WSP724(S)(W)(GB)(GS)

- Compatible with PLA Series Wall Mount
- Designed to span the load between three studs
- Offered with electrical knockouts

WSP716 Models: 16" centers
SHIP WEIGHT: 20.4" (9.2 cm)

WSP724 Models: 16", 20", 24" centers
SHIP WEIGHT: 30.9" (14.0 cm)

MAX LOAD: 200 lb (90.7 kg)
COLOR: Black, High-Gloss Black, Silver, High-Gloss Silver or White



Metal Stud Wall Plate for SP740P models - Double Stud: WSP490(S)

- For use on 25 gauge or heavier metal studs to span load between two studs with 16" centers
- Offered with electrical knockouts

MAX LOAD: 50 lb (22.7 kg)
SHIP WEIGHT: 8.2 lb (3.7 kg)
COLOR: Black or Silver



Metal Stud Wall Kit: ACC908

- For use with SP730P, SA730P and SAL730P model LCD screen mounts when mounting to metal stud
- Includes fasteners to attach mount to plate and plate to metal stud wall

MAX LOAD: 25 lb (11.3 kg)
SHIP WEIGHT: 2.1 lb (.95 kg)
COLOR: Silver



Concrete Expansion Anchor: ACC200, ACC205, ACC210

- Not recommended for concrete block applications (see ACC203, ACC204 for all types of concrete and cinder block applications)

ACC200: 2 anchors
ACC205: 3 anchors
ACC210: 4 anchors

SHIP WEIGHT:
ACC200/205: .2 lb (.09 kg)
ACC210: 1 lb (.4 kg)



ALLIGATOR® Concrete Anchors: ACC203, ACC204, ACC250

- For attachment to concrete and concrete block
- Used in conjunction with #14 wood screws (supplied with mount and/or ceiling plate)

ACC203: 3 anchors
ACC204: 4 anchors
ACC250: 50 anchor sleeves (bulk pack)

SHIP WEIGHT:
ACC203/204: 1 lb (.4 kg)
ACC250: .19 lb (.08 kg)



Metal Stud Fastener Kit: ACC215, ACC415, ACC615

- For mounting Peerless wall mounts to 25 gauge or heavier metal studs

ACC215: 2 togglers
ACC415: 4 togglers
ACC615: 6 togglers

SHIP WEIGHT:
ACC215: .19 lb (.09 kg)
ACC415: .32 lb (.1 kg)
ACC615: .47 lb (.2 kg)



OSHPD Cinder Block Fasteners: OP-ACC307

- For use when installing Peerless OSHPD wall mounts to cinder block
- Includes 10 threaded rods and fasteners for installing through wall

SHIP WEIGHT: 1.5 lb (.6 kg)



OSHPD Concrete Fasteners: OP-ACC204

- For use when installing Peerless OSHPD wall mounts to concrete
- Includes 10 1/4" x 3" power wedge bolts and washers

SHIP WEIGHT: 1 lb (.4 kg)



Electrical Outlet Strip with Cord Wrap: ACC652

- For use with Peerless Jumbo® Cart, models JCT-P1642E, -P2642CE, -2642, -2642E, -WB44, -WB44E, -MOC39E
- Includes outlet strip with three outlets
- 15' long cord with a hanger clamp and cord wrap

SHIP WEIGHT: 3 lb (1.3 kg)
COLOR: Black



Electrical Outlet Strip with Cord Wrap: ACC320

- For use with SR Flat Panel Cart series
- Includes outlet strip with three outlets
- 20' long cord with hanger clamp and cord wrap

SHIP WEIGHT: 3 lb (1.3 kg)
COLOR: Black



Electrical Outlet Strip: ACC552

- For use with JCT100/JCT200 Jumbo® carts
- Includes outlet strip with three outlets
- 20' long cord with hanger clamp

SHIP WEIGHT: 3 lb (1.3 kg)
COLOR: Black




8" Dia. Wheel with Rigid Tire: ACC503-1, ACC503-2

- For JCT100/200 only
- **ACC503-1:** Swivel wheel with brake
- **SHIP WEIGHT:** 6 lb (2.7 kg)

■ **ACC503-2:** Fixed wheel

■ **SHIP WEIGHT:** 7 lb (3.1 kg)

ACC 503-1 shown



Feet Accessory: ACC310

- Four feet for stationary cart placement
- Hard plastic base with steel casing

SHIP WEIGHT: 1 lb (.36 kg)
COLOR: Black



Base Shelf: ACC315

- For SR Series Flat Panel TV Cart
- Additional storage space for PC or larger components
- Designed with slots for safety belt (ACC316) to secure equipment

MAX LOAD: 50 lb (22.6 kg)
SHIP WEIGHT: 7.6 lb (3.4 kg)
COLOR: Black



Equipment Support: ACC102

- Can be added to the Electronics Tower, model PM610, for extra equipment
- Includes foam pads

MAX LOAD: 15 lb (6.8 kg)
SHIP WEIGHT: 3 lb (1.4 kg)
COLOR: Black



Video Conferencing Shelf: ACC319

- Mounts directly on top of SS stands and SR carts
- Adjusts in height along with screen

MAX LOAD: 50 lb (22.7 kg)
SHIP WEIGHT: 12.8 lb (5.8 kg)
COLOR: Black



Video Conferencing Shelf: ACC308(S)

- For video conferencing camera
- Hooks onto horizontal cross-support of Jumbo 2000® mounts 2650 and larger
- 24.8" W x 7.8" D shelf

MAX LOAD: 25 lb (11.6 kg)
SHIP WEIGHT: 6 lb (2.7 kg)
COLOR: Black or Silver



Metal Shelf: ACC313

- Metal shelf mounts directly to post of SR Series flat panel cart
- Installs above or below flat panel screen
- Holds AV or computer accessories
- Designed with slots for safety belt (ACC316) to secure equipment

MAX LOAD: 50 lb (22.7 kg)
SHIP WEIGHT: 10.5 lb (4.7 kg)
COLOR: Black



Laptop Arm: ACC314

- Attaches directly to post of SR series carts and SS series stands
- Supports laptop
- Vertical height and 180° swivel adjustability
- Quick-release knob for easy height adjustment

MAX LOAD: 10 lb (4.5 kg)
SHIP WEIGHT: 10.3 lb (4.6 kg)
COLOR: Black



Tempered Glass Shelf: ACC317, ACC317-S, ACC318, ACC318-S, ACC318-GB

- Tempered glass shelf designed to hold AV components and accessories
- Attaches directly to SS stands and SR carts


MAX LOAD: 50 lb (22.7 kg)
SHIP WEIGHT: 14.2 lb (6.4 kg)
COLOR:
ACC317(-S) clear shelf, black or silver brackets
ACC318(-S) tinted shelf, black or silver brackets
ACC318-GB tinted shelf, high gloss piano black brackets



Equipment Accessory Shelf: ACC833

- Accommodates AV components
- Mounts to 3.5" pole used in Peerless' COL model pedestal displays
- Can be mounted anywhere along the length of the column, facing any direction

MAX LOAD: 40 lb (18.2 kg)
SHIP WEIGHT: 10.1 lb (4.6 kg)
COLOR: Black



Dual-Screen Cartridge: ACC604

- For use with Flat Panel Display Stand (FPZ-600)
- For two stacked screens and four-screen formation

SHIP WEIGHT: 12.06 lb (5.4 kg)
COLOR: Black



Safety Belt: ACC322

- Safety belt for PS200 Component Shelf
- Holds components in place
- Tear-resistant nylon

SHIP WEIGHT: 1 lb (.4 kg)
COLOR: Black



Safety Belt: ACC111

- Wraps around back of Jumbo 2000® TV mount for additional roll out protection

MAX LOAD: 150 lb (68.1 kg)
SHIP WEIGHT: 1 lb (.5 kg)
COLOR: Black



Safety Belt: ACC666

- Heavy-duty black nylon safety belt
- 13-foot endless loop ratchet tie-down
- Recommended for use with Jumbo® mounts and carts

MAX LOAD: 300 lb (136 kg)
SHIP WEIGHT: .7 lb (.3 kg)
COLOR: Black



Safety Belt: ACC316

- 8' belt to secure equipment to shelves with slots
- Tear-resistant nylon

SHIP WEIGHT: 0.3 lb (.1 kg)
COLOR: Black



Armor Lock Plus™ Security Cable: ACC020

- Can be used with any projector with Kensington® slot built into chassis
- Features the Kensington lock with security cable and attachment plate for projector mount

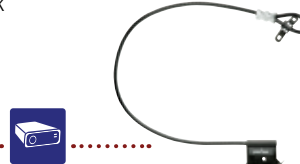
SHIP WEIGHT: .98 lb (.4 kg)
COLOR: Silver



Armor Lock Plus™ Security Cable: ACC021

- ACC021 is cabling security option that can be used with any projector.
- Ships with permanent high-strength adhesive and attachment plate
- Can be attached using either security screw or adhesive

SHIP WEIGHT: .9 lb (.4 kg)
COLOR: Black



Security Fasteners for SA730, SAL730 and SP730 Wall Arms: ACC918

- Screen side security fasteners for theft resistance

SHIP WEIGHT: .36 lb (.1 kg)
COLOR: Black



Security Fasteners for SP740P & SA740P Wall Arms: ACC919

- Screen-side security fasteners for theft resistance

SHIP WEIGHT: .49 lb (.2 kg)
COLOR: Black



Security Fasteners for SA745PU, SA750PU & SA760PU Wall Arms: ACC925

- Screen-side security fasteners for theft resistance

SHIP WEIGHT: .84 lb (.31 kg)
COLOR: Black



Security Fasteners: ACC502

- M10 penta-pin screws for Jumbo Mounts
- Kit includes installation tool

SHIP WEIGHT: 2 lb (.9 kg)



Oversized Roll-Out Protectors: ACC016

- For use with Jumbo 2000® TV Mounts in place of regular side clamp
- Grips TV instead of side speakers
- 4.25" of grip in front of monitor
- Sold in pairs

SHIP WEIGHT: 1 lb (.6 kg)
COLOR: Black



Bumper Guards: ACC103, ACC104

- Provides protection by padding front corners of mount tray
- ACC103: Fits all Jumbo® Mounts
- ACC104: Fits all Slimline® Mounts
- Sold in pairs

SHIP WEIGHT: **ACC103** 2 lb (.9 kg)
ACC104 1 lb (.6 kg)
COLOR: Black

