

TECHNICAL DATA SHEET - Fixed Length Extension Columns



MODELS: EXT 006, EXT 006S, EXT 018, EXT 018S, EXT 101, EXT 101S, EXT 102, EXT 102S, EXT 103, EXT 103S, EXT 104, EXT 104S, EXT 105, EXT 105S, EXT 106, EXT 106S, EXT 107, EXT 107S, EXT 108, EXT 108S, EXT 109, EXT 109S, EXT 110, EXT 110S



Fixed Length Extension Columns are constructed of 1-1/2" 11.5 NPT schedule 40 pipe threaded and notched on both ends for safety locking.

Features:

- 1-1/2" 11.5 NPT schedule 40 pipe
- Safety notched for use with Peerless mounts
- Compatible with all Peerless single unit mounts (use of ACC 110 required for use with Designer Series Ceiling Mounts)
- Models EXT 006 - EXT 106 finished in black fused epoxy
- Models EXT 006S - EXT 106S finished in silver fused epoxy
- Models EXT 107 - EXT 110 wrapped with black vinyl
- Models EXT 107S - EXT 110S wrapped with silver vinyl
- Screws and/or other hardware required to lock extension column to Peerless mounts are sold with the appropriate mount

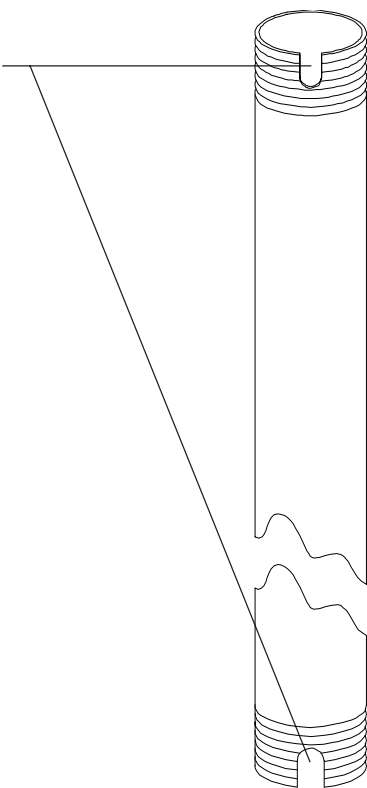
Accessories:

- Various ceiling plates and ceiling adapters are available

Dimensions:

For dimensions and weights, see page 2.

Notched ends allow Extension Column to be safety locked to ceiling plate and Jumbo Mount.



Fixed Length Extension Column

ARCHITECTS SPECIFICATIONS:

The extension column shall be a Peerless model EXT _____. It shall be constructed of 1-1/2"-11.5 NPT steel tubing. EXT 006 through EXT 106 shall be finished in scratch resistant black fused epoxy. EXT 006S through EXT 106S shall be finished in scratch resistant silver fused epoxy. EXT 107 through EXT 110 shall be wrapped with black vinyl. EXT 107S through EXT 110S shall be wrapped with silver vinyl. It shall feature notched ends for safety locking. Assembly and installation shall be done according to the instructions provided by the manufacturer.

Peerless Industries, Inc.
3215 W. North Ave. Melrose Park, IL 60160
708-865-8870 800-865-2112 Fax 708-865-2941
www.peerlessindustries.com

ISSUED: 05-09-97 SHEET NO: 026-9501-5 06-28-05

©2005 Peerless Industries, Inc. All rights reserved.
Peerless is a registered trademark of Peerless Industries, Inc.
All other brand and product names are trademarks or registered trademarks of their respective owners.

TECHNICAL DATA SHEET

MODELS: EXT 006, EXT 006S, EXT 018, EXT 018S, EXT 101, EXT 101S, EXT 102, EXT 102S, EXT 103, EXT 103S, EXT 104, EXT 104S, EXT 105, EXT 105S, EXT 106, EXT 106S, EXT 107, EXT 107S, EXT 108, EXT 108S, EXT 109, EXT 109S, EXT 110, EXT 110S

All Dimensions: inch
mm

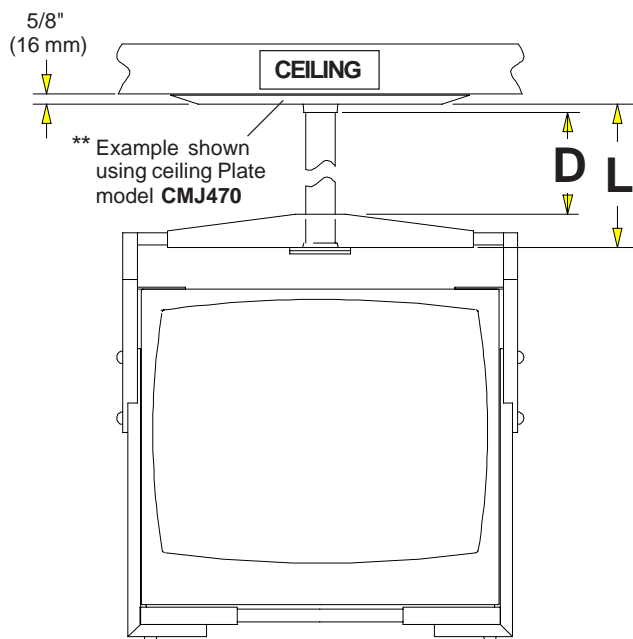
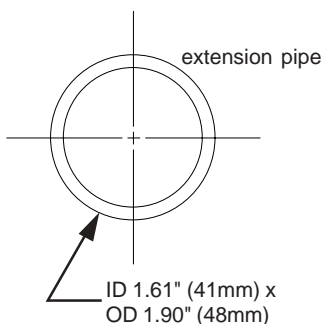


Illustration shows the fixed length extension column as it would be used with Peerless Jumbo 2000™ TV mounts. Drop lengths can vary depending on the Peerless mount used. Refer to chart at right for drop lengths for TV and projector mount installations.

| SPECIFICATIONS | | | |
|-------------------|---------------------------|--------------------------------------|----------------------------------|
| MODEL# | ACTUAL LENGTH L | ***JUMBO 2000 MOUNT DROP D | PROJECTOR MOUNT DROP D |
| EXT 006, EXT 006S | 9.5 241 | 6 152 | 8 203 |
| EXT 101, EXT 101S | 15.5 394 | 12 305 | 14 356 |
| EXT 018, EXT 018S | 21.5 546 | 18 457 | 20 508 |
| EXT 102, EXT 102S | 27.5 699 | 24 610 | 26 660 |
| EXT 103, EXT 103S | 39.5 1003 | 36 914 | 38 965 |
| EXT 104, EXT 104S | 51.5 1308 | 48 1219 | 50 1270 |
| EXT 105, EXT 105S | 63.5 1613 | 60 1524 | 62 1575 |
| EXT 106, EXT 106S | 75.5 1918 | 72 1829 | 74 1880 |
| EXT 107, EXT 107S | 87.5 2223 | 84 2134 | 86 2184 |
| EXT 108, EXT 108S | 99.5 2527 | 96 2438 | 98 2489 |
| EXT 109, EXT 109S | 111.5 2832 | 108 2743 | 110 2794 |
| EXT 110, EXT 110S | 123.5 3137 | 120 3048 | 122 3099 |

** Other ceiling plates are available

*** Add 3/4" (19 mm) for Jumbo Mount models JM 2630, JM 2630S, JM 2640, JM 2640S, JM 2640D, JM 2640DS.



TOP VIEW

| MODELS | EXT 006 EXT 006S | EXT 018 EXT 018S | EXT 101 EXT 101S | EXT 102 EXT 102S | EXT 103 EXT 103S | EXT 104 EXT 104S | EXT 105 EXT 105S | EXT 106 EXT 106S | EXT 107 EXT 107S | EXT 108 EXT 108S | EXT 109 EXT 109S | EXT 110 EXT 110S |
|-----------------|---------------------|---------------------|---------------------|---------------------|---------------------|---------------------|---------------------|---------------------|---------------------|---------------------|---------------------|---------------------|
| WEIGHT | 1 .45 | 3.1 1.4 | 3 1.4 | 5.5 2.5 | 7.9 3.6 | 10.3 4.7 | 12.7 5.8 | 15.1 6.8 | 17.5 7.9 | 19.9 9 | 23 10.4 | 26.1 11.8 |
| SHIPPING WEIGHT | 2.3 1 | 4 1.8 | 3.7 1.7 | 6 2.7 | 9 4.1 | 10 4.5 | 15 6.8 | 16 7.3 | 18 8.2 | 20 9.1 | 26 11.8 | 29 13.2 |

Peerless Industries, Inc.
3215 W. North Ave. Melrose Park, IL 60160
708-865-8870 800-865-2112 Fax 708-865-2941
www.peerlessindustries.com

ISSUED: 05-09-97 SHEET NO: 026-9501-5 06-28-05

©2005 Peerless Industries, Inc. All rights reserved.
Peerless is a registered trademark of Peerless Industries, Inc.
All other brand and product names are trademarks or registered trademarks of their respective owners.